



# Greyhound Early Speed Maps

Launceston 11 March 2019

Tasracing's Greyhound Early Speed Maps identify greyhounds who have run their first sectionals the fastest on average over all previous starts providing an indication of future performance. The longer horizontal bars represent faster starters.

**BFS@Box** - Indicates the fastest first split time the greyhound has recorded from this box, and the number of times it has started in this box number.

**BFS** - Best First Split.

**Av FS** - Average First Split

| Race 1 | Grade: Grade 6  | Dist: 278 |      |       |                           |                 |
|--------|-----------------|-----------|------|-------|---------------------------|-----------------|
| Box    | Name            | BFS@Box   | BFS  | Av FS | Starts at this track/dist | Early Speed Map |
| 1      | ARCADIAN BANDIT |           | 5.15 | 5.15  | 1                         |                 |
| 2      | TILLY LEE       |           | 5.25 | 5.25  | 1                         |                 |
| 3      | ALABAMA         |           | 5.27 | 5.27  | 1                         |                 |
| 4      | STRAP IN        | 5.21 (1)  | 5.09 | 5.13  | 3                         |                 |
| 5      | LAKE TEMPLE     |           | 5.07 | 5.07  | 1                         |                 |
| 6      | CRIPPS DUSTY    |           |      |       |                           |                 |
| 7      | EAGLES EIGHTEEN |           | 5.08 | 5.17  | 3                         |                 |
| 8      | MIDLANDS MAGIC  |           | 5.37 | 5.37  | 1                         |                 |
|        |                 |           |      |       |                           |                 |
|        |                 |           |      |       |                           |                 |

Disclaimer: Tasracing Pty Ltd accepts no responsibility for the completeness or accuracy of any of the information contained herein, and makes no representations about its suitability for any particular purpose. Users should make their own judgements about those matters and/or seek independent advice. You assume all risks associated with use of the data provided on this page.

Copyright Tasracing 2014. Not to be reproduced or distributed without permission.

# Greyhound Early Speed Maps











Launceston 11 March 2019

Tasracing's Greyhound Early Speed Maps identify greyhounds who have run their first sectionals the fastest on average over all previous starts providing an indication of future performance. The longer horizontal bars represent faster starters.

**BFS@Box** - Indicates the fastest first split time the greyhound has recorded from this box, and the number of times it has started in this box number.

**BFS** - Best First Split.

**Av FS** - Average First Split

| Race 2 | Grade: Grade 5  | Dist: 278 |      |       |                           |   |  |
|--------|-----------------|-----------|------|-------|---------------------------|---|--|
| Box    | Name            | BFS@Box   | BFS  | Av FS | Starts at this track/dist | Early Speed Map   |  |
| 1      | NIGHT SKY       | 5.19 (1)  | 5.15 | 5.18  | 4                         |    |  |
| 2      | DEMON LAD       |           | 5.05 | 5.12  | 4                         |    |  |
| 3      | SLIPPIN JIMMY   | 5.15 (2)  | 5.12 | 5.18  | 8                         |    |  |
| 4      | FERNANDO BOLT   |           | 5.04 | 5.1   | 4                         |    |  |
| 5      | POSH MIRANDA    | 5.08 (3)  | 4.99 | 5.11  | 22                        |    |  |
| 6      | BUCKLE UP KIONA | 5.09 (2)  | 5.09 | 5.1   | 2                         |   |  |
| 7      | LEICA WARRIOR   | 5.16 (3)  | 5.14 | 5.2   | 8                         |  |  |
| 8      | FIERY WOMAN     |           | 5.14 | 5.18  | 2                         |  |  |
| 9      | DESTINI DUCHESS |           | 5.03 | 5.15  | 20                        |  |  |
| 10     | WY YUNG FLOODS  |           | 5.2  | 5.2   | 1                         |  |  |

Disclaimer: Tasracing Pty Ltd accepts no responsibility for the completeness or accuracy of any of the information contained herein, and makes no representations about its suitability for any particular purpose. Users should make their own judgements about those matters and/or seek independent advice. You assume all risks associated with use of the data provided on this page.

Copyright Tasracing 2014. Not to be reproduced or distributed without permission.



# Greyhound Early Speed Maps

Launceston 11 March 2019

Tasracing's Greyhound Early Speed Maps identify greyhounds who have run their first sectionals the fastest on average over all previous starts providing an indication of future performance. The longer horizontal bars represent faster starters.

**BFS@Box** - Indicates the fastest first split time the greyhound has recorded from this box, and the number of times it has started in this box number.

**BFS** - Best First Split.

**Av FS** - Average First Split

| Race 3 | Grade: Grade 6   | Dist: 515 |      |       |                           |                 |
|--------|------------------|-----------|------|-------|---------------------------|-----------------|
| Box    | Name             | BFS@Box   | BFS  | Av FS | Starts at this track/dist | Early Speed Map |
| 1      | ZONAI            |           | 5.2  | 5.27  | 3                         |                 |
| 2      | JALLA ROMELDA    | 5.13 (1)  | 5.13 | 5.19  | 4                         |                 |
| 3      | FLAMENCO BAROQUE |           | 5.2  | 5.27  | 2                         |                 |
| 4      | CLUNES           |           |      |       |                           |                 |
| 5      | HIGHLAND VINTAGE |           |      |       |                           |                 |
| 6      | VINTAGE DANCER   |           |      |       |                           |                 |
| 7      | DARUNIA          |           | 5.12 | 5.17  | 2                         |                 |
| 8      | LADY DANGER      |           |      |       |                           |                 |
| 9      | WYNBURN LILY     |           | 5.34 | 5.34  | 1                         |                 |
| 10     | BUSTLING         |           |      |       |                           |                 |

Disclaimer: Tasracing Pty Ltd accepts no responsibility for the completeness or accuracy of any of the information contained herein, and makes no representations about its suitability for any particular purpose. Users should make their own judgements about those matters and/or seek independent advice. You assume all risks associated with use of the data provided on this page.

Copyright Tasracing 2014. Not to be reproduced or distributed without permission.



# Greyhound Early Speed Maps

Launceston 11 March 2019

Tasracing's Greyhound Early Speed Maps identify greyhounds who have run their first sectionals the fastest on average over all previous starts providing an indication of future performance. The longer horizontal bars represent faster starters.

**BFS@Box** - Indicates the fastest first split time the greyhound has recorded from this box, and the number of times it has started in this box number.

**BFS** - Best First Split.

**Av FS** - Average First Split

| Race 4 | Grade: Grade 5   | Dist: 278 |      |       |                           |                 |
|--------|------------------|-----------|------|-------|---------------------------|-----------------|
| Box    | Name             | BFS@Box   | BFS  | Av FS | Starts at this track/dist | Early Speed Map |
| 1      | RED ORANGE GREEN | 5.05 (4)  | 4.98 | 5.11  | 21                        |                 |
| 2      | BLACK TAXI       |           |      |       |                           |                 |
| 3      | EXPLOSIVE FOX    |           | 5.04 | 5.08  | 5                         |                 |
| 4      | SHANLYN SPRITE   | 5.19 (1)  | 5.09 | 5.18  | 5                         |                 |
| 5      | TAH BOB          | 5. (3)    | 5    | 5.11  | 26                        |                 |
| 6      | YA FRUITCAKE     | 5.32 (1)  | 5.28 | 5.31  | 3                         |                 |
| 7      | OUR ARJEDAR      |           | 5.25 | 5.25  | 1                         |                 |
| 8      | ZORAS FOUNTAIN   | 5.14 (1)  | 5.06 | 5.1   | 2                         |                 |
| 9      | BUCKLE UP NOLA   |           | 5.19 | 5.19  | 1                         |                 |
| 10     | MILITANT         |           | 5.16 | 5.16  | 1                         |                 |

Disclaimer: Tasracing Pty Ltd accepts no responsibility for the completeness or accuracy of any of the information contained herein, and makes no representations about its suitability for any particular purpose. Users should make their own judgements about those matters and/or seek independent advice. You assume all risks associated with use of the data provided on this page.

Copyright Tasracing 2014. Not to be reproduced or distributed without permission.



# Greyhound Early Speed Maps

Launceston 11 March 2019

Tasracing's Greyhound Early Speed Maps identify greyhounds who have run their first sectionals the fastest on average over all previous starts providing an indication of future performance. The longer horizontal bars represent faster starters.

**BFS@Box** - Indicates the fastest first split time the greyhound has recorded from this box, and the number of times it has started in this box number.

**BFS** - Best First Split.

**Av FS** - Average First Split

| Race 5 | Grade: Masters   | Dist: 515 |      |       |                           |                 |  |
|--------|------------------|-----------|------|-------|---------------------------|-----------------|--|
| Box    | Name             | BFS@Box   | BFS  | Av FS | Starts at this track/dist | Early Speed Map |  |
| 1      | NITRO GRACE      | 5.1 (3)   | 5.09 | 5.22  | 22                        |                 |  |
| 2      | BRIDWOOD BRIANNA | 5.2 (3)   | 5.17 | 5.24  | 17                        |                 |  |
| 3      | CASHMEERA        | 5.07 (4)  | 5.02 | 5.17  | 20                        |                 |  |
| 4      | DEVILS GULLET    | 5.1 (5)   | 5.09 | 5.18  | 28                        |                 |  |
| 5      | COOPERS SHADOW   | 5.11 (10) | 5.05 | 5.22  | 68                        |                 |  |
| 6      | KINLOCHS FOX     | 5.19 (4)  | 5.14 | 5.27  | 35                        |                 |  |
| 7      | METANOIA FRANKO  | 5.39 (2)  | 5.14 | 5.34  | 36                        |                 |  |
| 8      | WHOOB BANG       | 5.23 (1)  | 5.09 | 5.21  | 27                        |                 |  |
| 9      | BONGIOLETTI      |           | 5.16 | 5.27  | 65                        |                 |  |
|        |                  |           |      |       |                           |                 |  |

Disclaimer: Tasracing Pty Ltd accepts no responsibility for the completeness or accuracy of any of the information contained herein, and makes no representations about its suitability for any particular purpose. Users should make their own judgements about those matters and/or seek independent advice. You assume all risks associated with use of the data provided on this page.  
 Copyright Tasracing 2014. Not to be reproduced or distributed without permission.



# Greyhound Early Speed Maps

Launceston 11 March 2019

Tasracing's Greyhound Early Speed Maps identify greyhounds who have run their first sectionals the fastest on average over all previous starts providing an indication of future performance. The longer horizontal bars represent faster starters.

**BFS@Box** - Indicates the fastest first split time the greyhound has recorded from this box, and the number of times it has started in this box number.

**BFS** - Best First Split.

**Av FS** - Average First Split

| Race 6 |                 | Grade: Grade 4 |      | Dist: 515 |                           |                 |  |
|--------|-----------------|----------------|------|-----------|---------------------------|-----------------|--|
| Box    | Name            | BFS@Box        | BFS  | Av FS     | Starts at this track/dist | Early Speed Map |  |
| 1      | ALARMING BETTY  | 5.25 (1)       | 5.24 | 5.32      | 10                        |                 |  |
| 2      | BUCKLE UP MARIA | 5.06 (4)       | 5    | 5.14      | 20                        |                 |  |
| 3      | WHOS BAROQUE    | 5.23 (1)       | 5.16 | 5.27      | 10                        |                 |  |
| 4      | WYNBURN PHOENIX | 5.1 (2)        | 5.08 | 5.23      | 6                         |                 |  |
| 5      | LANDLORD        | 5.21 (2)       | 5.12 | 5.24      | 8                         |                 |  |
| 6      | FERNANDO MAGIC  |                | 5.05 | 5.24      | 9                         |                 |  |
| 7      | BLUE VEGAS      |                | 5.1  | 5.13      | 6                         |                 |  |
| 8      | INNOCENT HOLLY  |                | 5.12 | 5.19      | 8                         |                 |  |
| 9      | SURF A LOT      |                | 5.06 | 5.21      | 15                        |                 |  |
|        |                 |                |      |           |                           |                 |  |

Disclaimer: Tasracing Pty Ltd accepts no responsibility for the completeness or accuracy of any of the information contained herein, and makes no representations about its suitability for any particular purpose. Users should make their own judgements about those matters and/or seek independent advice. You assume all risks associated with use of the data provided on this page.

Copyright Tasracing 2014. Not to be reproduced or distributed without permission.



# Greyhound Early Speed Maps

Launceston 11 March 2019

Tasracing's Greyhound Early Speed Maps identify greyhounds who have run their first sectionals the fastest on average over all previous starts providing an indication of future performance. The longer horizontal bars represent faster starters.

**BFS@Box** - Indicates the fastest first split time the greyhound has recorded from this box, and the number of times it has started in this box number.

**BFS** - Best First Split.

**Av FS** - Average First Split

| Race 7 | Grade: Invitation | Dist: 515 |      |       |                           |                 |  |
|--------|-------------------|-----------|------|-------|---------------------------|-----------------|--|
| Box    | Name              | BFS@Box   | BFS  | Av FS | Starts at this track/dist | Early Speed Map |  |
| 1      | HEADSPACE         | 5.08 (1)  | 5.03 | 5.12  | 13                        |                 |  |
| 2      | MAGIC VOGUE       |           | 5.05 | 5.15  | 6                         |                 |  |
| 3      | WYNBURN CUTIE     | 5.24 (1)  | 5.13 | 5.2   | 9                         |                 |  |
| 4      | BOBBY BOUND       | 5.23 (2)  | 5.22 | 5.31  | 23                        |                 |  |
| 5      | APOLLO BLUE       | 5.16 (4)  | 5.04 | 5.19  | 27                        |                 |  |
| 6      | GOLD LENNY        | 5.06 (6)  | 4.99 | 5.12  | 43                        |                 |  |
| 7      | BUCKLE UP ROSE    |           | 4.96 | 5.13  | 27                        |                 |  |
| 8      | LENARDS BOY       | 5.11 (1)  | 5.1  | 5.15  | 8                         |                 |  |
| 9      | FISHING DUCKS     |           | 5.1  | 5.25  | 13                        |                 |  |
| 10     | BLUEGRASS MOSS    |           | 5.1  | 5.21  | 9                         |                 |  |

Disclaimer: Tasracing Pty Ltd accepts no responsibility for the completeness or accuracy of any of the information contained herein, and makes no representations about its suitability for any particular purpose. Users should make their own judgements about those matters and/or seek independent advice. You assume all risks associated with use of the data provided on this page.

Copyright Tasracing 2014. Not to be reproduced or distributed without permission.



# Greyhound Early Speed Maps

Launceston 11 March 2019

Tasracing's Greyhound Early Speed Maps identify greyhounds who have run their first sectionals the fastest on average over all previous starts providing an indication of future performance. The longer horizontal bars represent faster starters.

**BFS@Box** - Indicates the fastest first split time the greyhound has recorded from this box, and the number of times it has started in this box number.

**BFS** - Best First Split.

**Av FS** - Average First Split

| Race 8 | Grade: Grade 5 | Dist: 515 |      |       |                           |                 |
|--------|----------------|-----------|------|-------|---------------------------|-----------------|
| Box    | Name           | BFS@Box   | BFS  | Av FS | Starts at this track/dist | Early Speed Map |
| 1      | DUCK TROUBLES  |           | 5.28 | 5.31  | 2                         |                 |
| 2      | WYNBURN WILLOW |           | 5.15 | 5.15  | 1                         |                 |
| 3      | HOT DEVIL      |           | 5.2  | 5.22  | 6                         |                 |
| 4      | KREUZBERG      | 5.28 (2)  | 5.16 | 5.23  | 8                         |                 |
| 5      | WINNING BROKE  | 5.16 (1)  | 5.16 | 5.17  | 3                         |                 |
| 6      | BUCKLE UP GLAD | 5.1 (1)   | 4.96 | 5.09  | 23                        |                 |
| 7      | TRACER         |           | 5.24 | 5.24  | 2                         |                 |
| 8      | ADAMS SPOT     | 5.15 (3)  | 5.11 | 5.24  | 26                        |                 |
| 9      | LUCKY LUCY     |           | 5.35 | 5.36  | 3                         |                 |
| 10     | MAJOR MINT     |           | 5.11 | 5.25  | 11                        |                 |

Disclaimer: Tasracing Pty Ltd accepts no responsibility for the completeness or accuracy of any of the information contained herein, and makes no representations about its suitability for any particular purpose. Users should make their own judgements about those matters and/or seek independent advice. You assume all risks associated with use of the data provided on this page.

Copyright Tasracing 2014. Not to be reproduced or distributed without permission.





# Greyhound Early Speed Maps

Launceston 11 March 2019

Tasracing's Greyhound Early Speed Maps identify greyhounds who have run their first sectionals the fastest on average over all previous starts providing an indication of future performance. The longer horizontal bars represent faster starters.

**BFS@Box** - Indicates the fastest first split time the greyhound has recorded from this box, and the number of times it has started in this box number.

**BFS** - Best First Split.

**Av FS** - Average First Split

| Race 9 | Grade: Grade 5  | Dist: 278 |      |       |                           |                 |
|--------|-----------------|-----------|------|-------|---------------------------|-----------------|
| Box    | Name            | BFS@Box   | BFS  | Av FS | Starts at this track/dist | Early Speed Map |
| 1      | TOTTENHAM LASS  | 5.18 (2)  | 5.06 | 5.21  | 5                         |                 |
| 2      | AEROPLANE BLUEY |           | 5.23 | 5.23  | 1                         |                 |
| 3      | BUCKLE UP FRAYA | 5.13 (1)  | 5.13 | 5.2   | 2                         |                 |
| 4      | ADAMS SNOW      | 5.12 (1)  | 5.02 | 5.18  | 16                        |                 |
| 5      | WINKLEE TERROR  | 5.28 (1)  | 5.13 | 5.23  | 6                         |                 |
| 6      | LASHING HARRY   | 5.02 (2)  | 5    | 5.13  | 20                        |                 |
| 7      | WILD STRIKE     | 5.17 (2)  | 4.93 | 5.11  | 10                        |                 |
| 8      | EL GRAND AMIGO  | 5.22 (1)  | 4.98 | 5.09  | 5                         |                 |
| 9      | PAMPLONA        |           |      |       |                           |                 |
| 10     | BUCKLE UP LAURA |           | 5.25 | 5.25  | 1                         |                 |

Disclaimer: Tasracing Pty Ltd accepts no responsibility for the completeness or accuracy of any of the information contained herein, and makes no representations about its suitability for any particular purpose. Users should make their own judgements about those matters and/or seek independent advice. You assume all risks associated with use of the data provided on this page.

Copyright Tasracing 2014. Not to be reproduced or distributed without permission.

# Greyhound Early Speed Maps










Launceston 11 March 2019

Tasracing's Greyhound Early Speed Maps identify greyhounds who have run their first sectionals the fastest on average over all previous starts providing an indication of future performance. The longer horizontal bars represent faster starters.

**BFS@Box** - Indicates the fastest first split time the greyhound has recorded from this box, and the number of times it has started in this box number.

**BFS** - Best First Split.

**Av FS** - Average First Split

| Race 10 | Grade: Grade 5  | Dist: 515 |      |       |                           |   |  |
|---------|-----------------|-----------|------|-------|---------------------------|---|--|
| Box     | Name            | BFS@Box   | BFS  | Av FS | Starts at this track/dist | Early Speed Map   |  |
| 1       | WYNBURN MUSTANG | 5.21 (2)  | 5.13 | 5.27  | 13                        |    |  |
| 2       | SHANLYN SHIRAZ  |           |      |       |                           |   |  |
| 3       | FOXBIRD DE KAHN | 5.09 (3)  | 5.04 | 5.2   | 19                        |    |  |
| 4       | MINTO           | 5.24 (2)  | 5.24 | 5.36  | 10                        |    |  |
| 5       | BUCKLE UP AZONA | 5.28 (1)  | 5.17 | 5.25  | 6                         |    |  |
| 6       | SACRED WAY      | 5.3 (2)   | 5.1  | 5.24  | 10                        |  |  |
| 7       | STYLISH GEORGIE | 5.13 (1)  | 5.08 | 5.13  | 5                         |  |  |
| 8       | ALOLO MISS      | 5.15 (1)  | 5.02 | 5.15  | 13                        |  |  |
| 9       | WALLA WUTI      |           | 5.29 | 5.38  | 4                         |  |  |
| 10      | ONE EYED MAGPIE |           | 5.09 | 5.21  | 18                        |  |  |

Disclaimer: Tasracing Pty Ltd accepts no responsibility for the completeness or accuracy of any of the information contained herein, and makes no representations about its suitability for any particular purpose. Users should make their own judgements about those matters and/or seek independent advice. You assume all risks associated with use of the data provided on this page.

Copyright Tasracing 2014. Not to be reproduced or distributed without permission.



 **tasracing**  
**.com.au**