



Greyhound Early Speed Maps

Devonport 03 December 2019

Tasracing's Greyhound Early Speed Maps identify greyhounds who have run their first sectionals the fastest on average over all previous starts providing an indication of future performance. The longer horizontal bars represent faster starters.

BFS@Box - Indicates the fastest first split time the greyhound has recorded from this box, and the number of times it has started in this box number.

BFS - Best First Split.

Av FS - Average First Split

| Race 1 | Grade: Grade 6 | Dist: 452 | | | | | |
|--------|----------------|-----------|------|-------|---------------------------|-----------------|--|
| Box | Name | BFS@Box | BFS | Av FS | Starts at this track/dist | Early Speed Map | |
| 1 | TAH MATT | | 6.04 | 6.06 | 2 | | |
| 2 | TAH NORA | | 6.14 | 6.15 | 3 | | |
| 3 | WHISKEY RIVER | | 6.31 | 6.33 | 2 | | |
| 4 | BLUE LEE | | 6.13 | 6.15 | 3 | | |
| 5 | ROOKIE RONALDO | | 6.08 | 6.16 | 2 | | |
| 6 | TAH FRED | | 6.3 | 6.37 | 3 | | |
| 7 | TAH NEV | | 6.2 | 6.26 | 3 | | |
| 8 | SUNRISE FENCER | 6.21 (1) | 6.19 | 6.21 | 3 | | |
| | | | | | | | |
| | | | | | | | |

The splits reported for Devonport are taken at 84 metres for the 452 start and 58 metres for the 580 start. These distances differ to the splits shown on the map of the Devonport Track which indicate the splits utilised in the official race results.

Disclaimer: Tasracing Pty Ltd accepts no responsibility for the completeness or accuracy of any of the information contained herein, and makes no representations about its suitability for any particular purpose. Users should make their own judgements about those matters and/or seek independent advice. You assume all risks associated with use of the data provided on this page.

Copyright Tasracing 2014. Not to be reproduced or distributed without permission.



Greyhound Early Speed Maps

Devonport 03 December 2019

Tasracing's Greyhound Early Speed Maps identify greyhounds who have run their first sectionals the fastest on average over all previous starts providing an indication of future performance. The longer horizontal bars represent faster starters.

BFS@Box - Indicates the fastest first split time the greyhound has recorded from this box, and the number of times it has started in this box number.

BFS - Best First Split.

Av FS - Average First Split

| Race 2 | Grade: Grade 6 | Dist: 452 | | | | | |
|--------|-----------------|-----------|------|-------|---------------------------|-----------------|--|
| Box | Name | BFS@Box | BFS | Av FS | Starts at this track/dist | Early Speed Map | |
| 1 | KATEY PENNY | | 6.2 | 6.2 | 1 | | |
| 2 | TAH WENDY | | 6.12 | 6.14 | 2 | | |
| 3 | LYNCAR LEFTY | | 6.22 | 6.31 | 3 | | |
| 4 | LUCKY JEMMA | 6.28 (1) | 6.11 | 6.23 | 6 | | |
| 5 | TAH BRUCE | | | | | | |
| 6 | WAYWARD TURTLE | | | | | | |
| 7 | GEE WHIZ ARCHIE | | 6.18 | 6.18 | 1 | | |
| 8 | TAH PAM | | 6.19 | 6.25 | 2 | | |
| | | | | | | | |
| | | | | | | | |

The splits reported for Devonport are taken at 84 metres for the 452 start and 58 metres for the 580 start. These distances differ to the splits shown on the map of the Devonport Track which indicate the splits utilised in the official race results.

Disclaimer: Tasracing Pty Ltd accepts no responsibility for the completeness or accuracy of any of the information contained herein, and makes no representations about its suitability for any particular purpose. Users should make their own judgements about those matters and/or seek independent advice. You assume all risks associated with use of the data provided on this page.

Copyright Tasracing 2014. Not to be reproduced or distributed without permission.

Greyhound Early Speed Maps









Devonport 03 December 2019

Tasracing's Greyhound Early Speed Maps identify greyhounds who have run their first sectionals the fastest on average over all previous starts providing an indication of future performance. The longer horizontal bars represent faster starters.

BFS@Box - Indicates the fastest first split time the greyhound has recorded from this box, and the number of times it has started in this box number.

BFS - Best First Split.

Av FS - Average First Split

| Race 3 | Grade: Mixed 5/6 | Dist: 452 | | | | | |
|--------|------------------|-----------|------|-------|---------------------------|---|--|
| Box | Name | BFS@Box | BFS | Av FS | Starts at this track/dist | Early Speed Map | |
| 1 | DEFINITE SIGNS | | 6.08 | 6.25 | 11 |  | |
| 2 | BUCKLE UP NOAH | 6.1 (4) | 5.99 | 6.17 | 30 |  | |
| 3 | BUSTER EMERY | 6.08 (2) | 5.91 | 6.15 | 38 |  | |
| 4 | FIERY PETA | | 5.95 | 6.19 | 14 |  | |
| 5 | DEVILS CORNER | | 6.04 | 6.15 | 8 |  | |
| 6 | HARDAWAY ZOE | 6.14 (6) | 5.96 | 6.13 | 44 |  | |
| 7 | RACHAEL | | 6.08 | 6.15 | 3 |  | |
| 8 | KOKO | 6.08 (6) | 5.94 | 6.13 | 50 |  | |
| | | | | | | | |
| | | | | | | | |

The splits reported for Devonport are taken at 84 metres for the 452 start and 58 metres for the 580 start. These distances differ to the splits shown on the map of the Devonport Track which indicate the splits utilised in the official race results.

Disclaimer: Tasracing Pty Ltd accepts no responsibility for the completeness or accuracy of any of the information contained herein, and makes no representations about its suitability for any particular purpose. Users should make their own judgements about those matters and/or seek independent advice. You assume all risks associated with use of the data provided on this page.

Copyright Tasracing 2014. Not to be reproduced or distributed without permission.



Greyhound Early Speed Maps

Devonport 03 December 2019

Tasracing's Greyhound Early Speed Maps identify greyhounds who have run their first sectionals the fastest on average over all previous starts providing an indication of future performance. The longer horizontal bars represent faster starters.

BFS@Box - Indicates the fastest first split time the greyhound has recorded from this box, and the number of times it has started in this box number.

BFS - Best First Split.

Av FS - Average First Split

| Race 4 | Grade: Masters | Dist: 452 | | | | | |
|--------|----------------|-----------|------|-------|---------------------------|-----------------|--|
| Box | Name | BFS@Box | BFS | Av FS | Starts at this track/dist | Early Speed Map | |
| 1 | ZIPPING JERSEY | 6.09 (1) | 6.09 | 6.09 | 1 | | |
| 2 | ALOLO MISS | 6.26 (1) | 5.96 | 6.17 | 27 | | |
| 3 | HARTLEY KRIS | | 6 | 6.09 | 9 | | |
| 4 | BONGIOLETTI | 6.13 (8) | 6.02 | 6.21 | 78 | | |
| 5 | ROCKII DE KAHN | 6.05 (9) | 6 | 6.21 | 53 | | |
| 6 | SURF A LOT | 6.14 (2) | 5.95 | 6.16 | 27 | | |
| 7 | DOLLY DOES IT | 6. (6) | 5.93 | 6.1 | 49 | | |
| 8 | KIANDRA | 6.1 (1) | 5.92 | 6.14 | 24 | | |
| 9 | LENARDS BOY | | 6.02 | 6.16 | 23 | | |
| 10 | HALO HENRY | | 5.93 | 6.14 | 42 | | |

The splits reported for Devonport are taken at 84 metres for the 452 start and 58 metres for the 580 start. These distances differ to the splits shown on the map of the Devonport Track which indicate the splits utilised in the official race results.

Disclaimer: Tasracing Pty Ltd accepts no responsibility for the completeness or accuracy of any of the information contained herein, and makes no representations about its suitability for any particular purpose. Users should make their own judgements about those matters and/or seek independent advice. You assume all risks associated with use of the data provided on this page.

Copyright Tasracing 2014. Not to be reproduced or distributed without permission.



Greyhound Early Speed Maps

Devonport 03 December 2019

Tasracing's Greyhound Early Speed Maps identify greyhounds who have run their first sectionals the fastest on average over all previous starts providing an indication of future performance. The longer horizontal bars represent faster starters.

BFS@Box - Indicates the fastest first split time the greyhound has recorded from this box, and the number of times it has started in this box number.

BFS - Best First Split.

Av FS - Average First Split

| Race 5 | Grade: Invitation | Dist: 452 | | | | | |
|--------|-------------------|-----------|------|-------|---------------------------|-----------------|--|
| Box | Name | BFS@Box | BFS | Av FS | Starts at this track/dist | Early Speed Map | |
| 1 | PRINCE FABIO | 6.07 (5) | 5.97 | 6.17 | 48 | | |
| 2 | BLACKWOOD POLLY | 6.12 (2) | 6.08 | 6.2 | 17 | | |
| 3 | WILLY BOUND | 6.11 (2) | 6 | 6.13 | 9 | | |
| 4 | FERNIE | 6.23 (2) | 6.15 | 6.25 | 10 | | |
| 5 | YOUNG RECRUIT | 6.07 (2) | 5.94 | 6.01 | 9 | | |
| 6 | CHILLED OUT | 6.03 (1) | 5.95 | 6.11 | 11 | | |
| 7 | CLUNES | 6.03 (3) | 6.01 | 6.08 | 11 | | |
| 8 | HELLO RHONDA | | 5.86 | 6 | 17 | | |
| 9 | BUCKLE UP GLAD | 6.03 (1) | 5.78 | 6.02 | 28 | | |
| 10 | CHEEKY VIXEN | | 5.98 | 6.05 | 6 | | |

The splits reported for Devonport are taken at 84 metres for the 452 start and 58 metres for the 580 start. These distances differ to the splits shown on the map of the Devonport Track which indicate the splits utilised in the official race results.

Disclaimer: Tasracing Pty Ltd accepts no responsibility for the completeness or accuracy of any of the information contained herein, and makes no representations about its suitability for any particular purpose. Users should make their own judgements about those matters and/or seek independent advice. You assume all risks associated with use of the data provided on this page.

Copyright Tasracing 2014. Not to be reproduced or distributed without permission.

Greyhound Early Speed Maps











Devonport 03 December 2019

Tasracing's Greyhound Early Speed Maps identify greyhounds who have run their first sectionals the fastest on average over all previous starts providing an indication of future performance. The longer horizontal bars represent faster starters.

BFS@Box - Indicates the fastest first split time the greyhound has recorded from this box, and the number of times it has started in this box number.

BFS - Best First Split.

Av FS - Average First Split

| Race 6 | Grade: Consolation | Dist: 452 | | | | | |
|--------|--------------------|-----------|------|-------|---------------------------|---|--|
| Box | Name | BFS@Box | BFS | Av FS | Starts at this track/dist | Early Speed Map | |
| 1 | FABULOUS BAROQUE | 5.99 (2) | 5.89 | 6 | 8 |  | |
| 2 | PECO CAN | 6.03 (1) | 5.81 | 5.98 | 17 |  | |
| 3 | ITS FLETCH | 5.93 (1) | 5.93 | 6.07 | 9 |  | |
| 4 | EXPLOSIVE DRUMS | | 5.96 | 6.06 | 2 |  | |
| 5 | ATLEY QUICK | 5.96 (2) | 5.82 | 5.98 | 15 |  | |
| 6 | WYNBURN LETHAL | 6.02 (2) | 6 | 6.08 | 5 |  | |
| 7 | RAGING RALSTON | 5.95 (1) | 5.88 | 5.97 | 5 |  | |
| 8 | NITRO SAMBAR | | 6.02 | 6.09 | 8 |  | |
| 9 | CLUNES | | 6.01 | 6.08 | 11 |  | |
| 10 | DOLLY DOES IT | | 5.93 | 6.1 | 49 |  | |

The splits reported for Devonport are taken at 84 metres for the 452 start and 58 metres for the 580 start. These distances differ to the splits shown on the map of the Devonport Track which indicate the splits utilised in the official race results.

Disclaimer: Tasracing Pty Ltd accepts no responsibility for the completeness or accuracy of any of the information contained herein, and makes no representations about its suitability for any particular purpose. Users should make their own judgements about those matters and/or seek independent advice. You assume all risks associated with use of the data provided on this page.

Copyright Tasracing 2014. Not to be reproduced or distributed without permission.



Greyhound Early Speed Maps

Devonport 03 December 2019

Tasracing's Greyhound Early Speed Maps identify greyhounds who have run their first sectionals the fastest on average over all previous starts providing an indication of future performance. The longer horizontal bars represent faster starters.

BFS@Box - Indicates the fastest first split time the greyhound has recorded from this box, and the number of times it has started in this box number.

BFS - Best First Split.

Av FS - Average First Split

| Race 7 | Grade: Grade 5 | Dist: 452 | | | | | |
|--------|------------------|-----------|------|-------|---------------------------|-----------------|--|
| Box | Name | BFS@Box | BFS | Av FS | Starts at this track/dist | Early Speed Map | |
| 1 | STYLISH MACBETH | 6.01 (6) | 6.01 | 6.14 | 14 | | |
| 2 | ITS PHYLLIS | 6.28 (1) | 6.06 | 6.19 | 13 | | |
| 3 | BUCKLE UP AVA | 6. (4) | 6 | 6.16 | 28 | | |
| 4 | HENABI AMARA | 6.08 (5) | 5.96 | 6.15 | 21 | | |
| 5 | CLUBBER | 6.06 (3) | 6.06 | 6.26 | 31 | | |
| 6 | LEPRECHAUN DANCE | | 5.92 | 6.02 | 8 | | |
| 7 | FLAMENCO BAROQUE | | 6.09 | 6.22 | 7 | | |
| 8 | LITTLE MIA | 6.2 (1) | 6 | 6.08 | 6 | | |
| | | | | | | | |
| | | | | | | | |

The splits reported for Devonport are taken at 84 metres for the 452 start and 58 metres for the 580 start. These distances differ to the splits shown on the map of the Devonport Track which indicate the splits utilised in the official race results.

Disclaimer: Tasracing Pty Ltd accepts no responsibility for the completeness or accuracy of any of the information contained herein, and makes no representations about its suitability for any particular purpose. Users should make their own judgements about those matters and/or seek independent advice. You assume all risks associated with use of the data provided on this page.

Copyright Tasracing 2014. Not to be reproduced or distributed without permission.

Greyhound Early Speed Maps











Devonport 03 December 2019

Tasracing's Greyhound Early Speed Maps identify greyhounds who have run their first sectionals the fastest on average over all previous starts providing an indication of future performance. The longer horizontal bars represent faster starters.

BFS@Box - Indicates the fastest first split time the greyhound has recorded from this box, and the number of times it has started in this box number.

BFS - Best First Split.

Av FS - Average First Split

| Race 8 | Grade: S/E Final | Dist: 452 | | | | | |
|--------|------------------|-----------|------|-------|---------------------------|---|--|
| Box | Name | BFS@Box | BFS | Av FS | Starts at this track/dist | Early Speed Map | |
| 1 | STOP LINE | 5.88 (4) | 5.84 | 6.01 | 29 |  | |
| 2 | BRIDWOOD MARSHAL | 6.06 (4) | 6.04 | 6.16 | 10 |  | |
| 3 | STANLEY GORDON | 6.03 (1) | 5.99 | 6.06 | 4 |  | |
| 4 | SACRED SHADOW | 6.2 (2) | 5.97 | 6.15 | 10 |  | |
| 5 | LEICA PRAYER | 6.11 (2) | 5.9 | 6.04 | 9 |  | |
| 6 | NED ISAKOFF | 6.02 (1) | 5.92 | 6 | 6 |  | |
| 7 | SPEEDY DENEHOLME | 6.01 (2) | 5.86 | 5.98 | 9 |  | |
| 8 | CHIEFS EMPIRE | | 5.94 | 5.94 | 1 |  | |
| 9 | ITS FLETCH | | 5.93 | 6.07 | 9 |  | |
| 10 | RAGING RALSTON | | 5.88 | 5.97 | 5 |  | |

The splits reported for Devonport are taken at 84 metres for the 452 start and 58 metres for the 580 start. These distances differ to the splits shown on the map of the Devonport Track which indicate the splits utilised in the official race results.

Disclaimer: Tasracing Pty Ltd accepts no responsibility for the completeness or accuracy of any of the information contained herein, and makes no representations about its suitability for any particular purpose. Users should make their own judgements about those matters and/or seek independent advice. You assume all risks associated with use of the data provided on this page.

Copyright Tasracing 2014. Not to be reproduced or distributed without permission.

Greyhound Early Speed Maps











Devonport 03 December 2019

Tasracing's Greyhound Early Speed Maps identify greyhounds who have run their first sectionals the fastest on average over all previous starts providing an indication of future performance. The longer horizontal bars represent faster starters.

BFS@Box - Indicates the fastest first split time the greyhound has recorded from this box, and the number of times it has started in this box number.

BFS - Best First Split.

Av FS - Average First Split

| Race 9 | Grade: Grade 4 | Dist: 452 | | | | | |
|--------|------------------|-----------|------|-------|---------------------------|---|--|
| Box | Name | BFS@Box | BFS | Av FS | Starts at this track/dist | Early Speed Map | |
| 1 | FREYA THE SLAYER | | 6.17 | 6.18 | 2 |  | |
| 2 | DOOPER | 5.97 (4) | 5.75 | 6.05 | 25 |  | |
| 3 | CONNECTED | 6.1 (1) | 5.93 | 6.07 | 5 |  | |
| 4 | BUCKLE UP DEMI | 5.95 (1) | 5.9 | 6.11 | 27 |  | |
| 5 | HOWIES MY BRO | 6.02 (3) | 6.02 | 6.12 | 11 |  | |
| 6 | HELLO LENNY | 5.98 (3) | 5.89 | 6.08 | 24 |  | |
| 7 | STYLISH ODDS | | 6.09 | 6.29 | 4 |  | |
| 8 | HAVILAH KID | | 5.98 | 6.08 | 6 |  | |
| 9 | ZONAI | | 6 | 6.19 | 15 |  | |
| | | | | | |  | |

The splits reported for Devonport are taken at 84 metres for the 452 start and 58 metres for the 580 start. These distances differ to the splits shown on the map of the Devonport Track which indicate the splits utilised in the official race results.

Disclaimer: Tasracing Pty Ltd accepts no responsibility for the completeness or accuracy of any of the information contained herein, and makes no representations about its suitability for any particular purpose. Users should make their own judgements about those matters and/or seek independent advice. You assume all risks associated with use of the data provided on this page.

Copyright Tasracing 2014. Not to be reproduced or distributed without permission.

Greyhound Early Speed Maps









Devonport 03 December 2019

Tasracing's Greyhound Early Speed Maps identify greyhounds who have run their first sectionals the fastest on average over all previous starts providing an indication of future performance. The longer horizontal bars represent faster starters.

BFS@Box - Indicates the fastest first split time the greyhound has recorded from this box, and the number of times it has started in this box number.

BFS - Best First Split.

Av FS - Average First Split

| Race 10 | | Grade: Grade 5 | Dist: 452 | | | |
|---------|----------------|----------------|-----------|-------|---------------------------|---|
| Box | Name | BFS@Box | BFS | Av FS | Starts at this track/dist | Early Speed Map |
| 1 | VEIL FALLS | 5.96 (2) | 5.81 | 5.97 | 14 |  |
| 2 | TELFER | | 6.07 | 6.14 | 5 |  |
| 3 | STYLISH HUGH | 6.13 (1) | 6.03 | 6.16 | 13 |  |
| 4 | BUCKLE UP NOLA | 5.97 (1) | 5.97 | 6.21 | 36 |  |
| 5 | PAIRS SIX | 6.3 (1) | 6.1 | 6.23 | 4 |  |
| 6 | HENABI KAVITA | 6.07 (1) | 5.97 | 6.15 | 17 |  |
| 7 | JALLA ROMELDA | 5.99 (2) | 5.97 | 6.07 | 6 |  |
| 8 | MORTADELLA | | 6.22 | 6.22 | 1 |  |
| | | | | | | |
| | | | | | | |

The splits reported for Devonport are taken at 84 metres for the 452 start and 58 metres for the 580 start. These distances differ to the splits shown on the map of the Devonport Track which indicate the splits utilised in the official race results.

Disclaimer: Tasracing Pty Ltd accepts no responsibility for the completeness or accuracy of any of the information contained herein, and makes no representations about its suitability for any particular purpose. Users should make their own judgements about those matters and/or seek independent advice. You assume all risks associated with use of the data provided on this page.

Copyright Tasracing 2014. Not to be reproduced or distributed without permission.



The logo for tasracing.com.au features a stylized bird icon above the text. The text is arranged in two lines: "tasracing" on the top line and ".com.au" on the bottom line. Both lines are in a bold, lowercase, sans-serif font.

tasracing
.com.au