Greyhound Early Speed Maps

Devonport 06 March 2018

Tasracing's Greyhound Early Speed Maps identify greyhounds who have run their first sectionals the fastest on average over all previous start performance. The longer horizontal bars represent faster starters.

BFS@Box - *Indicates the fastest first split time the greyhound has recorded from this box, and the number of times it has started in this box nur*
BFS - *Best First Split.*
Av FS - *Average First Split*

Race 1	Grade: Grade 6	Dist: 452					
Box	**Name**	**BFS@Box**	**BFS**	**Av FS**	**Starts at this track/dist**	***Early Speed Map***
1	NEWTOWN FLYER		6.17	6.17	1	
2	KAYDA AFFAIR					
3	MILLIE MAGNA		6.08	6.09	2	
4	FERNANDOS DREAM					
5	CANYA JAKE		6.18	6.24	2	
6	FERNANDO RHYTHM					
7	ALOLO MISS		6.05	6.17	4	
8	BENKY BOMBER		5.99	6.04	2	
9	MUSKETT		6.06	6.14	7	
10	DILSTON DEVISE					

The splits reported for Devonport are taken at 84 metres for the 452 start and 58 metres for the 580 start. These distances differ to the splits shown on the map of the De utilised in the official race results.

Disclaimer: Tasracing Pty Ltd accepts no responsibility for the completeness or accuracy of any of the information contained herein, and makes no representations about its suitability for any particular purpose. Users should make their own judgements about those matters and/or seek independent advice. You assume all risks associated with use of the data provided on this page.
Copyright Tasracing 2014. Not to be reproduced or distributed without permission.

Greyhound Early Speed Maps

Devonport 06 March 2018

Tasracing's Greyhound Early Speed Maps identify greyhounds who have run their first sectionals the fastest on average over all previous start performance. The longer horizontal bars represent faster starters.

BFS@Box - *Indicates the fastest first split time the greyhound has recorded from this box, and the number of times it has started in this box nur*
BFS - *Best First Split.*
Av FS - *Average First Split*

Race 2	Grade: Grade 5	Dist: 452					
Box	**Name**	**BFS@Box**	**BFS**	**Av FS**	**Starts at this track/dist**	***Early Speed Map***
1	MISS MOGGY	6.28 (1)	6	6.14	4	
2	DAHLHAUS					

3	BUCKLE UP ROSE		6.14	6.27	12	
4	MARLEY ROSE	6.1 (1)	5.87	6.08	32	
5	DYNA KUNGPOW		6.09	6.23	7	
6	BUCKLE UP MARIA	6.14 (2)	6	6.13	11	
7	MIGHTY NOVA		6.16	6.19	2	
8	TRUMPENCE	6.04 (4)	5.94	6.12	27	
9	GRAN AMOR		6.22	6.32	2	
10	DESTINYS GEM		5.92	6.09	24	

The splits reported for Devonport are taken at 84 metres for the 452 start and 58 metres for the 580 start. These distances differ to the splits shown on the map of the De
utilised in the official race results.

Disclaimer: Tasracing Pty Ltd accepts no responsibility for the completeness or accuracy of any of the information contained
herein, and makes no representations about its suitability for any particular purpose. Users should make their own judgements about those matters
and/or seek independent advice. You assume all risks associated with use of the data provided on this page.
Copyright Tasracing 2014. Not to be reproduced or distributed without permission.

tasracing .com.au

Greyhound Early Speed Maps

Devonport 06 March 2018

Tasracing's Greyhound Early Speed Maps identify greyhounds who have run their first sectionals the fastest on average over all previous start
performance. The longer horizontal bars represent faster starters.

BFS@Box - *Indicates the fastest first split time the greyhound has recorded from this box, and the number of times it has started in this box nur*
BFS - *Best First Split.*
Av FS - *Average First Split*

Race 3	Grade: Grade 5	Dist: 452				
Box	**Name**	**BFS@Box**	**BFS**	**Av FS**	**Starts at this track/dist**	***Early Speed Map***
1	BLUES CLUES	6.05 (1)	6.05	6.23	5	
2	ITS A DEAL		5.87	5.91	3	
3	DOOPER		5.97	6.1	5	
4	WHOOP BANG	5.99 (4)	5.99	6.13	16	
5	MISS MORVILL	6.16 (1)	6.01	6.12	15	
6	TIGER	6.2 (1)	6.14	6.19	3	
7	YOGO XENA	6.22 (6)	6.12	6.26	31	
8	DROOPYS GEM	6.12 (5)	5.97	6.14	32	
9	CIRCUMSPECT		6.26	6.26	1	
10	IONA EVEREST		5.88	6.16	6	

The splits reported for Devonport are taken at 84 metres for the 452 start and 58 metres for the 580 start. These distances differ to the splits shown on the map of the De
utilised in the official race results.

Disclaimer: Tasracing Pty Ltd accepts no responsibility for the completeness or accuracy of any of the information contained
herein, and makes no representations about its suitability for any particular purpose. Users should make their own judgements about those matters
and/or seek independent advice. You assume all risks associated with use of the data provided on this page.
Copyright Tasracing 2014. Not to be reproduced or distributed without permission.

tasracing .com.au

Greyhound Early Speed Maps

Devonport 06 March 2018

.com.au

Tasracing's Greyhound Early Speed Maps identify greyhounds who have run their first sectionals the fastest on average over all previous start performance. The longer horizontal bars represent faster starters.

BFS@Box - *Indicates the fastest first split time the greyhound has recorded from this box, and the number of times it has started in this box nur*
BFS - *Best First Split.*
Av FS - *Average First Split*

Race 4	Grade: Grade 5	Dist: 580				
Box	**Name**	**BFS@Box**	**BFS**	**Av FS**	**Starts at this track/dist**	***Early Speed Map***
1	TIMES A BONUS	4.5 (1)	4.5	4.5	1	
2	CHIEF JETPILOT					
3	ABOVE TIME					
4	HAPPY JEFF		4.48	4.55	4	
5	NIKO TECOMA		4.46	4.52	4	
6	BUCKLE UP ALEX		4.5	4.53	2	
7	NEKHBET					
8	SWEET ABBELLA		4.36	4.36	1	
9	COOL DUDE LUKE		4.46	4.46	2	

The splits reported for Devonport are taken at 84 metres for the 452 start and 58 metres for the 580 start. These distances differ to the splits shown on the map of the De utilised in the official race results.

Disclaimer: Tasracing Pty Ltd accepts no responsibility for the completeness or accuracy of any of the information contained herein, and makes no representations about its suitability for any particular purpose. Users should make their own judgements about those matters and/or seek independent advice. You assume all risks associated with use of the data provided on this page.
Copyright Tasracing 2014. Not to be reproduced or distributed without permission.

tasracing .com.au

Greyhound Early Speed Maps

Devonport 06 March 2018

Tasracing's Greyhound Early Speed Maps identify greyhounds who have run their first sectionals the fastest on average over all previous start performance. The longer horizontal bars represent faster starters.

BFS@Box - *Indicates the fastest first split time the greyhound has recorded from this box, and the number of times it has started in this box nur*
BFS - *Best First Split.*
Av FS - *Average First Split*

Race 5	Grade: Grade 5	Dist: 580				
Box	**Name**	**BFS@Box**	**BFS**	**Av FS**	**Starts at this track/dist**	***Early Speed Map***
1	FANCY MOSS		4.56	4.62	3	
2	NOTORIOUS MAC					
3	HALO HENRY	4.4 (1)	4.38	4.39	2	
4	BUCKLE UP NEL		4.44	4.51	2	
5	KILTYS SUPREME					
6	FRECKLENATOR					
7	FABOOM		4.5	4.51	3	

8	MINY MO		4.62	4.62	1	
9	COOL DUDE LUKE		4.46	4.46	2	

The splits reported for Devonport are taken at 84 metres for the 452 start and 58 metres for the 580 start. These distances differ to the splits shown on the map of the De
utilised in the official race results.

Disclaimer: Tasracing Pty Ltd accepts no responsibility for the completeness or accuracy of any of the information contained
herein, and makes no representations about its suitability for any particular purpose. Users should make their own judgements about those matters
and/or seek independent advice. You assume all risks associated with use of the data provided on this page.
Copyright Tasracing 2014. Not to be reproduced or distributed without permission.

Greyhound Early Speed Maps

Devonport 06 March 2018

Tasracing's Greyhound Early Speed Maps identify greyhounds who have run their first sectionals the fastest on average over all previous start
performance. The longer horizontal bars represent faster starters.

BFS@Box - *Indicates the fastest first split time the greyhound has recorded from this box, and the number of times it has started in this box nu*
BFS - *Best First Split.*
Av FS - *Average First Split*

Race 6	Grade: Grade 4	Dist: 452					
Box	**Name**	**BFS@Box**	**BFS**	**Av FS**	**Starts at this track/dist**	***Early Speed Map***
1	SCRUFFY SQUAW	6.06 (2)	5.96	6.13	11	
2	DROOPYS JACKET	5.8 (13)	5.8	6.07	76	
3	BUCKLE UP VOMO	6.1 (1)	5.92	6.07	7	
4	RAYDA		6.07	6.13	7	
5	JOUSTER	6.05 (1)	5.8	6.04	9	
6	TAKE GUARD	6.22 (2)	5.99	6.18	33	
7	OOAAR		6.04	6.12	6	
8	BUCKLE UP GLAD	5.99 (2)	5.94	6.06	10	
9	IRISH MOMENT		6.2	6.2	1	

The splits reported for Devonport are taken at 84 metres for the 452 start and 58 metres for the 580 start. These distances differ to the splits shown on the map of the De
utilised in the official race results.

Disclaimer: Tasracing Pty Ltd accepts no responsibility for the completeness or accuracy of any of the information contained
herein, and makes no representations about its suitability for any particular purpose. Users should make their own judgements about those matters
and/or seek independent advice. You assume all risks associated with use of the data provided on this page.
Copyright Tasracing 2014. Not to be reproduced or distributed without permission.

Greyhound Early Speed Maps

Devonport 06 March 2018

.com.au

Tasracing's Greyhound Early Speed Maps identify greyhounds who have run their first sectionals the fastest on average over all previous start performance. The longer horizontal bars represent faster starters.

BFS@Box - *Indicates the fastest first split time the greyhound has recorded from this box, and the number of times it has started in this box nu*
BFS - *Best First Split.*
Av FS - *Average First Split*

Race 7	Grade: Special Event	Dist: 452				
Box	**Name**	**BFS@Box**	**BFS**	**Av FS**	**Starts at this track/dist**	***Early Speed Map***
1	HELLO NUGGET	6. (2)	5.86	6.01	21	
2	INVICTUS RAPID		5.9	5.94	2	
3	HELLO PIPIT	5.88 (3)	5.88	6	14	
4	SUPERB INNINGS	6.18 (3)	6.02	6.19	25	
5	JAKE SULLY	6.04 (2)	5.94	6.1	9	
6	NEBRASKA BEACH	6.12 (1)	5.88	6.06	21	
7	HIGH TREASON	5.83 (2)	5.74	5.98	20	
8	LOBSTER FALLS	6.04 (2)	5.98	6.1	15	
9	COOPERS SHADOW		5.91	6.11	27	

The splits reported for Devonport are taken at 84 metres for the 452 start and 58 metres for the 580 start. These distances differ to the splits shown on the map of the De utilised in the official race results.

Disclaimer: Tasracing Pty Ltd accepts no responsibility for the completeness or accuracy of any of the information contained herein, and makes no representations about its suitability for any particular purpose. Users should make their own judgements about those matters and/or seek independent advice. You assume all risks associated with use of the data provided on this page.
Copyright Tasracing 2014. Not to be reproduced or distributed without permission.

tasracing .com.au

Greyhound Early Speed Maps

Devonport 06 March 2018

Tasracing's Greyhound Early Speed Maps identify greyhounds who have run their first sectionals the fastest on average over all previous start performance. The longer horizontal bars represent faster starters.

BFS@Box - *Indicates the fastest first split time the greyhound has recorded from this box, and the number of times it has started in this box nu*
BFS - *Best First Split.*
Av FS - *Average First Split*

Race 8	Grade: Grade 5	Dist: 452				
Box	**Name**	**BFS@Box**	**BFS**	**Av FS**	**Starts at this track/dist**	***Early Speed Map***
1	TECOMA SKILDA	6.11 (1)	6	6.1	4	
2	BUCKLE UP BEGA	6.04 (4)	6.01	6.18	12	
3	APOCRYPHAL		6.25	6.34	9	
4	FLAMIN BAROQUE	6.14 (5)	6.14	6.23	7	
5	BOMBER CROWLEY		6.02	6.21	14	
6	IRINKA BAY	6.21 (1)	6.04	6.18	10	
7	PERFECT NATURE		6.13	6.13	1	

8	WINKLEE TERROR	6.16 (2)	6.04	6.2	11	
9	RICH MARLOW		5.92	6.13	28	
10	WYNBURN MUSTANG		6.17	6.25	7	

The splits reported for Devonport are taken at 84 metres for the 452 start and 58 metres for the 580 start. These distances differ to the splits shown on the map of the De utilised in the official race results.

Disclaimer: Tasracing Pty Ltd accepts no responsibility for the completeness or accuracy of any of the information contained herein, and makes no representations about its suitability for any particular purpose. Users should make their own judgements about those matters and/or seek independent advice. You assume all risks associated with use of the data provided on this page.
Copyright Tasracing 2014. Not to be reproduced or distributed without permission.

tasracing .com.au

Greyhound Early Speed Maps

Devonport 06 March 2018

Tasracing's Greyhound Early Speed Maps identify greyhounds who have run their first sectionals the fastest on average over all previous start performance. The longer horizontal bars represent faster starters.

BFS@Box - *Indicates the fastest first split time the greyhound has recorded from this box, and the number of times it has started in this box nur*
BFS - *Best First Split.*
Av FS - *Average First Split*

Race 9	Grade: Grade 4	Dist: 452				
Box	**Name**	**BFS@Box**	**BFS**	**Av FS**	**Starts at this track/dist**	***Early Speed Map***
1	HEMSWORTH		5.92	6.05	2	
2	BUCKLE UP ELLIE	6.17 (1)	6.01	6.07	9	
3	RIKITIKITANA	6.3 (1)	6.04	6.16	6	
4	FREE SPINS	6.1 (1)	5.88	6.04	11	
5	LORD DOMINATOR	5.92 (1)	5.84	6.1	8	
6	RUNOUT BABE	5.95 (7)	5.92	6.11	42	
7	DYLAN KEEPING	6.14 (4)	6.13	6.18	15	
8	FROSTYS CAPABLE	6.24 (9)	6.2	6.38	45	
9	IRISH MOMENT		6.2	6.2	1	

The splits reported for Devonport are taken at 84 metres for the 452 start and 58 metres for the 580 start. These distances differ to the splits shown on the map of the De utilised in the official race results.

Disclaimer: Tasracing Pty Ltd accepts no responsibility for the completeness or accuracy of any of the information contained herein, and makes no representations about its suitability for any particular purpose. Users should make their own judgements about those matters and/or seek independent advice. You assume all risks associated with use of the data provided on this page.
Copyright Tasracing 2014. Not to be reproduced or distributed without permission.

tasracing .com.au

Greyhound Early Speed Maps

Devonport 06 March 2018

.com.au

Tasracing's Greyhound Early Speed Maps identify greyhounds who have run their first sectionals the fastest on average over all previous start performance. The longer horizontal bars represent faster starters.

BFS@Box - *Indicates the fastest first split time the greyhound has recorded from this box, and the number of times it has started in this box nur*
BFS - *Best First Split.*
Av FS - *Average First Split*

Race 10	Grade: Grade 5	Dist: 452				
Box	**Name**	**BFS@Box**	**BFS**	**Av FS**	**Starts at this track/dist**	***Early Speed Map***
1	CHEWING NALIN	6.23 (2)	6.12	6.28	9	
2	TECOMA HIPHOP		6.1	6.24	6	
3	LENARDS BOY		6.09	6.2	3	
4	JACK THE FIPA		6.2	6.23	2	
5	BUCKLE UP DEMI		6.06	6.18	7	
6	BUCKLE UP MARLEY	6.22 (1)	6.14	6.25	5	
7	DAVOLA		6.38	6.38	1	
8	ONASSIS		6.08	6.19	5	
9	OUTA MANILA		6	6.19	18	
10	PRANCING BLACK		5.85	6.13	13	

The splits reported for Devonport are taken at 84 metres for the 452 start and 58 metres for the 580 start. These distances differ to the splits shown on the map of the De utilised in the official race results.

Disclaimer: Tasracing Pty Ltd accepts no responsibility for the completeness or accuracy of any of the information contained herein, and makes no representations about its suitability for any particular purpose. Users should make their own judgements about those matters and/or seek independent advice. You assume all risks associated with use of the data provided on this page.
Copyright Tasracing 2014. Not to be reproduced or distributed without permission.

tasracing .com.au

Greyhound Early Speed Maps

Devonport 06 March 2018

Tasracing's Greyhound Early Speed Maps identify greyhounds who have run their first sectionals the fastest on average over all previous start performance. The longer horizontal bars represent faster starters.

BFS@Box - *Indicates the fastest first split time the greyhound has recorded from this box, and the number of times it has started in this box nur*
BFS - *Best First Split.*
Av FS - *Average First Split*

Race 11	Grade: Grade 5	Dist: 452				
Box	**Name**	**BFS@Box**	**BFS**	**Av FS**	**Starts at this track/dist**	***Early Speed Map***
1	ALL YEAR ROUND	5.99 (1)	5.99	5.99	1	
2	SNOWDONIA		6.12	6.21	5	
3	FOXBIRD DE KAHN		6.01	6.17	3	
4	BOBBY THE JETT		6.22	6.28	5	
5	MARTEENY	6. (8)	5.92	6.18	38	
6	WOODRIDGE					
7	KAO DE KAHN	6.5 (1)	6.15	6.33	8	

8	HAT TRICK BABE	5.88 (6)	5.88	6.11	30	
9	FALCIES DASHER		5.98	6.18	15	
10	RED POWER		6.05	6.17	12	

The splits reported for Devonport are taken at 84 metres for the 452 start and 58 metres for the 580 start. These distances differ to the splits shown on the map of the De utilised in the official race results.

Disclaimer: Tasracing Pty Ltd accepts no responsibility for the completeness or accuracy of any of the information contained herein, and makes no representations about its suitability for any particular purpose. Users should make their own judgements about those matters and/or seek independent advice. You assume all risks associated with use of the data provided on this page.
Copyright Tasracing 2014. Not to be reproduced or distributed without permission.

tasracing .com.au

s providing an indication of future

mber.



evonport Track which indicate the splits

s providing an indication of future

mber.





evonport Track which indicate the splits

s providing an indication of future

nber.



evonport Track which indicate the splits

s providing an indication of future

mber.



evonport Track which indicate the splits

s providing an indication of future

mber.





evonport Track which indicate the splits

s providing an indication of future

mber.



evonport Track which indicate the splits

s providing an indication of future

mber.



evonport Track which indicate the splits

s providing an indication of future

mber.





evonport Track which indicate the splits

s providing an indication of future

mber.



evonport Track which indicate the splits

s providing an indication of future

mber.



evonport Track which indicate the splits

s providing an indication of future

mber.





evonport Track which indicate the splits