Greyhound Early Speed Maps

Hobart 15 March 2018

Tasracing's Greyhound Early Speed Maps identify greyhounds who have run their first sectionals the fastest on average over all previous starts providing an indication of future performance. The longer horizontal bars represent faster starters.

BFS@Box - *Indicates the fastest first split time the greyhound has recorded from this box, and the number of times it has started in this box number.*
BFS - *Best First Split.*
Av FS - *Average First Split*

Race 1	Grade: Grade 6	Dist: 461				
Box	**Name**	**BFS@Box**	**BFS**	**Av FS**	**Starts at this track/dist**	***Early Speed Map***
1	APACHE PAW					
2	JAMMING JMMY		5.22	5.29	3	
3	STYLISH RUSSELL		5.37	5.37	1	
4	BUCKLE UP ROSE		5.26	5.26	1	
5	BUCKLE UP MARIA		5.11	5.14	3	
6	CLASSIC KEYBOW		5.22	5.28	9	
7	BILLY THE JETT	5.34 (1)	5.26	5.34	6	
8	FLIPPIN PAW	5.3 (1)	5.24	5.32	11	
9	WICKED MOSS		5.5	5.5	1	
10	ASSASSINS SMILE		5.31	5.32	3	



Disclaimer: Tasracing Pty Ltd accepts no responsibility for the completeness or accuracy of any of the information contained herein, and makes no representations about its suitability for any particular purpose. Users should make their own judgements about those matters and/or seek independent advice. You assume all risks associated with use of the data provided on this page.
Copyright Tasracing 2014. Not to be reproduced or distributed without permission.

Greyhound Early Speed Maps

Hobart 15 March 2018

Tasracing's Greyhound Early Speed Maps identify greyhounds who have run their first sectionals the fastest on average over all previous starts providing an indication of future performance. The longer horizontal bars represent faster starters.

BFS@Box - *Indicates the fastest first split time the greyhound has recorded from this box, and the number of times it has started in this box number.*
BFS - *Best First Split.*
Av FS - *Average First Split*

Race 2	Grade: Grade 6	Dist: 461				
Box	**Name**	**BFS@Box**	**BFS**	**Av FS**	**Starts at this track/dist**	***Early Speed Map***
1	BLUE MIRACLE					
2	MAKIN US PAW		5.3	5.4	6	
3	BUCKLE UP BLAKE		5.23	5.23	1	
4	BUCKLE UP DEMI		5.1	5.14	3	
5	BLUEGRASS MOSS	5.36 (1)	5.29	5.34	4	
6	LASHING STAN		5.33	5.34	3	
7	BLAZIN STRIPES					
8	TOP THUNDER	5.16 (1)	5.14	5.24	7	
9	WICKED MOSS		5.5	5.5	1	
10	KING PIERRE		5.22	5.27	3	

Disclaimer: Tasracing Pty Ltd accepts no responsibility for the completeness or accuracy of any of the information contained herein, and makes no representations about its suitability for any particular purpose. Users should make their own judgements about those matters and/or seek independent advice. You assume all risks associated with use of the data provided on this page.
Copyright Tasracing 2014. Not to be reproduced or distributed without permission.

Greyhound Early Speed Maps

Hobart 15 March 2018

Tasracing's Greyhound Early Speed Maps identify greyhounds who have run their first sectionals the fastest on average over all previous starts providing an indication of future performance. The longer horizontal bars represent faster starters.

BFS@Box - *Indicates the fastest first split time the greyhound has recorded from this box, and the number of times it has started in this box number.*
BFS - *Best First Split.*
Av FS - *Average First Split*

Race 3	Grade: Maiden	Dist: 340				
Box	**Name**	**BFS@Box**	**BFS**	**Av FS**	**Starts at this track/dist**	***Early Speed Map***
1	STYLISH APRIL					
2	MONAHAN LASS		5.28	5.28	1	
3	NEW TEARS ANGEL	5.4 (2)	5.4	5.44	2	
4	MAGIC WHISTLER					
5	ALMANI INFERNO					
6	LASHING HARRY	5.17 (1)	5.15	5.21	4	
7	SODA BELLE		5.22	5.31	3	
8	CAWBOURNE DILL		5.32	5.35	2	
9	IZON AMY		5.18	5.21	2	
10	RIDGEVIEW GIRL		5.24	5.3	3	

Disclaimer: Tasracing Pty Ltd accepts no responsibility for the completeness or accuracy of any of the information contained herein, and makes no representations about its suitability for any particular purpose. Users should make their own judgements about those matters and/or seek independent advice. You assume all risks associated with use of the data provided on this page.
Copyright Tasracing 2014. Not to be reproduced or distributed without permission.

Greyhound Early Speed Maps

Hobart 15 March 2018

Tasracing's Greyhound Early Speed Maps identify greyhounds who have run their first sectionals the fastest on average over all previous starts providing an indication of future performance. The longer horizontal bars represent faster starters.

BFS@Box - *Indicates the fastest first split time the greyhound has recorded from this box, and the number of times it has started in this box number.*
BFS - *Best First Split.*
Av FS - *Average First Split*

Race 4	Grade: Maiden	Dist: 340				
Box	**Name**	**BFS@Box**	**BFS**	**Av FS**	**Starts at this track/dist**	***Early Speed Map***
1	STORM WATER					
2	JACKS WHIRL					
3	BLUE CRUSOE		5.27	5.27	1	
4	LASHING BLONDIE					
5	BOLD SPIRIT		5.3	5.3	1	
6	MAGIC LIZZIE		5.27	5.33	2	
7	HARDAWAY HITMAN					
8	GROUCHO MAE					
9	WE KNOW		5.36	5.36	1	
10	STEALTHY GIRL		5.41	5.41	1	

Disclaimer: Tasracing Pty Ltd accepts no responsibility for the completeness or accuracy of any of the information contained herein, and makes no representations about its suitability for any particular purpose. Users should make their own judgements about those matters and/or seek independent advice. You assume all risks associated with use of the data provided on this page.
Copyright Tasracing 2014. Not to be reproduced or distributed without permission.

Greyhound Early Speed Maps

Hobart 15 March 2018

Tasracing's Greyhound Early Speed Maps identify greyhounds who have run their first sectionals the fastest on average over all previous starts providing an indication of future performance. The longer horizontal bars represent faster starters.

BFS@Box - *Indicates the fastest first split time the greyhound has recorded from this box, and the number of times it has started in this box number.*
BFS - *Best First Split.*
Av FS - *Average First Split*

Race 5	Grade: Grade 5	Dist: 599				
Box	**Name**	**BFS@Box**	**BFS**	**Av FS**	**Starts at this track/dist**	***Early Speed Map***
1	REDHEAD RELTON		5.41	5.41	1	
2	ABOVE TIME		5.48	5.48	1	
3	COSMICLY BAROQUE		5.29	5.3	2	
4	REGGIE HARDS	5.48 (1)	5.44	5.46	2	
5	TEE CEE BENNY	5.36 (1)	5.19	5.29	9	
6	DAME KIRRA		5.28	5.3	2	
7	AMANDAS DANCER		5.34	5.4	2	
8	METANOIA FRANKO	5.36 (2)	5.34	5.4	6	
9	BURTON MERCER					
10	TIMES A BONUS					



Disclaimer: Tasracing Pty Ltd accepts no responsibility for the completeness or accuracy of any of the information contained herein, and makes no representations about its suitability for any particular purpose. Users should make their own judgements about those matters and/or seek independent advice. You assume all risks associated with use of the data provided on this page.
Copyright Tasracing 2014. Not to be reproduced or distributed without permission.

Greyhound Early Speed Maps

Hobart 15 March 2018

Tasracing's Greyhound Early Speed Maps identify greyhounds who have run their first sectionals the fastest on average over all previous starts providing an indication of future performance. The longer horizontal bars represent faster starters.

BFS@Box - *Indicates the fastest first split time the greyhound has recorded from this box, and the number of times it has started in this box number.*
BFS - *Best First Split.*
Av FS - *Average First Split*

Race 6	Grade: Invitation	Dist: 461				
Box	**Name**	**BFS@Box**	**BFS**	**Av FS**	**Starts at this track/dist**	***Early Speed Map***
1	GOLD LENNY	5.32 (1)	5.03	5.17	20	
2	SWISHER	5.14 (1)	5.04	5.09	4	
3	JAKE SULLY		5.18	5.25	5	
4	CHIEF JETPILOT	5.21 (5)	5.15	5.28	44	
5	LONG VIEW BELLE	5.09 (7)	5.04	5.16	30	
6	ELSEY GREGG	5.17 (1)	4.97	5.07	14	
7	RUBYS FLAME	5.12 (7)	5.09	5.22	37	
8	INVICTUS RAPID	5.25 (1)	5.16	5.2	4	
9	JOUSTER		5.03	5.13	12	



Disclaimer: Tasracing Pty Ltd accepts no responsibility for the completeness or accuracy of any of the information contained herein, and makes no representations about its suitability for any particular purpose. Users should make their own judgements about those matters and/or seek independent advice. You assume all risks associated with use of the data provided on this page.
Copyright Tasracing 2014. Not to be reproduced or distributed without permission.

Greyhound Early Speed Maps

Hobart 15 March 2018

Tasracing's Greyhound Early Speed Maps identify greyhounds who have run their first sectionals the fastest on average over all previous starts providing an indication of future performance. The longer horizontal bars represent faster starters.

BFS@Box - *Indicates the fastest first split time the greyhound has recorded from this box, and the number of times it has started in this box number.*
BFS - *Best First Split.*
Av FS - *Average First Split*

Race 7	Grade: Grade 5	Dist: 461				
Box	**Name**	**BFS@Box**	**BFS**	**Av FS**	**Starts at this track/dist**	***Early Speed Map***
1	FAIRY BAROQUE	5.09 (4)	5.09	5.21	17	
2	JUGGERNAUT TRAIN	5.25 (2)	5.12	5.24	9	
3	ABILENE OCTANE	5.22 (1)	5.22	5.34	5	
4	STRAW COWBOY	5.07 (1)	5.07	5.13	19	
5	CINDER BLOCK					
6	LITTLE LOONY		5.18	5.23	2	
7	ONASSIS		5.21	5.28	7	
8	LASHING LIZZY		5.21	5.24	3	
9	KAO DE KAHN		5.39	5.44	2	
10	NEKHBET		5.2	5.29	10	

Disclaimer: Tasracing Pty Ltd accepts no responsibility for the completeness or accuracy of any of the information contained herein, and makes no representations about its suitability for any particular purpose. Users should make their own judgements about those matters and/or seek independent advice. You assume all risks associated with use of the data provided on this page.
Copyright Tasracing 2014. Not to be reproduced or distributed without permission.

Greyhound Early Speed Maps

Hobart 15 March 2018

Tasracing's Greyhound Early Speed Maps identify greyhounds who have run their first sectionals the fastest on average over all previous starts providing an indication of future performance. The longer horizontal bars represent faster starters.

BFS@Box - *Indicates the fastest first split time the greyhound has recorded from this box, and the number of times it has started in this box number.*
BFS - *Best First Split.*
Av FS - *Average First Split*

Race 8	Grade: Grade 5	Dist: 461				
Box	**Name**	**BFS@Box**	**BFS**	**Av FS**	**Starts at this track/dist**	***Early Speed Map***
1	MISS HANIGAN		5.17	5.23	7	
2	RELEVANCE		5.07	5.12	4	
3	BE BOB		5.34	5.34	1	
4	ALMACHINO	5.17 (3)	5.17	5.28	25	
5	KEY PATROL	5.45 (1)	5.14	5.26	10	
6	TECOMA SKILDA		5.22	5.24	2	
7	KALAWAY COBS	5.33 (1)	5.2	5.35	12	
8	LACHLAN BLACK	5.34 (2)	5.16	5.31	11	
9	FAMILY BRUISER		5.11	5.22	38	
10	MENDACIOUS LAD		5.24	5.3	2	

Disclaimer: Tasracing Pty Ltd accepts no responsibility for the completeness or accuracy of any of the information contained herein, and makes no representations about its suitability for any particular purpose. Users should make their own judgements about those matters and/or seek independent advice. You assume all risks associated with use of the data provided on this page.
Copyright Tasracing 2014. Not to be reproduced or distributed without permission.

Greyhound Early Speed Maps

Hobart 15 March 2018

Tasracing's Greyhound Early Speed Maps identify greyhounds who have run their first sectionals the fastest on average over all previous starts providing an indication of future performance. The longer horizontal bars represent faster starters.

BFS@Box - *Indicates the fastest first split time the greyhound has recorded from this box, and the number of times it has started in this box number.*
BFS - *Best First Split.*
Av FS - *Average First Split*

Race 9	Grade: Grade 5	Dist: 461				
Box	**Name**	**BFS@Box**	**BFS**	**Av FS**	**Starts at this track/dist**	***Early Speed Map***
1	MISS MOGGY					
2	THAT WAS PAW		5.24	5.3	7	
3	RIKITIKITANA	5.2 (2)	5.17	5.25	11	
4	HELLO BIRDY	5.42 (1)	5.18	5.31	25	
5	BLUES CLUES	5.15 (1)	5.14	5.2	5	
6	REGENT LOIS	5.19 (7)	5.19	5.27	38	
7	TWIRLER		5.13	5.18	3	
8	FOXBIRD DE KAHN	5.17 (1)	5.17	5.17	1	
9	HOOLTIFIA		5.17	5.29	11	
10	LANSLEY ANGEL		5.18	5.27	12	



Disclaimer: Tasracing Pty Ltd accepts no responsibility for the completeness or accuracy of any of the information contained herein, and makes no representations about its suitability for any particular purpose. Users should make their own judgements about those matters and/or seek independent advice. You assume all risks associated with use of the data provided on this page.
Copyright Tasracing 2014. Not to be reproduced or distributed without permission.

Greyhound Early Speed Maps

Hobart 15 March 2018

Tasracing's Greyhound Early Speed Maps identify greyhounds who have run their first sectionals the fastest on average over all previous starts providing an indication of future performance. The longer horizontal bars represent faster starters.

BFS@Box - *Indicates the fastest first split time the greyhound has recorded from this box, and the number of times it has started in this box number.*
BFS - *Best First Split.*
Av FS - *Average First Split*

Race 10	Grade: Grade 5	Dist: 461				
Box	**Name**	**BFS@Box**	**BFS**	**Av FS**	**Starts at this track/dist**	***Early Speed Map***
1	THATS POPS BOY		5.16	5.23	8	
2	PERFECT NATURE		5.16	5.22	3	
3	LETS BLAZE THIS	5.26 (2)	5.26	5.39	7	
4	MISSHAP		5.18	5.21	2	
5	COASTING AROUND		5.28	5.39	7	
6	DOUBLE DAY	5.34 (1)	5.18	5.28	3	
7	TOM TOM DRUM	5.14 (3)	5.14	5.25	32	
8	TASSIE INFRARED	5.3 (1)	5.2	5.3	10	
9	SMOOTH JINX		5.12	5.22	13	
10	TECOMA HIPHOP					

Disclaimer: Tasracing Pty Ltd accepts no responsibility for the completeness or accuracy of any of the information contained herein, and makes no representations about its suitability for any particular purpose. Users should make their own judgements about those matters and/or seek independent advice. You assume all risks associated with use of the data provided on this page.
Copyright Tasracing 2014. Not to be reproduced or distributed without permission.

Greyhound Early Speed Maps

Hobart 15 March 2018

Tasracing's Greyhound Early Speed Maps identify greyhounds who have run their first sectionals the fastest on average over all previous starts providing an indication of future performance. The longer horizontal bars represent faster starters.

BFS@Box - *Indicates the fastest first split time the greyhound has recorded from this box, and the number of times it has started in this box number.*
BFS - *Best First Split.*
Av FS - *Average First Split*

Race 11	Grade: Grade 5	Dist: 461				
Box	**Name**	**BFS@Box**	**BFS**	**Av FS**	**Starts at this track/dist**	***Early Speed Map***
1	FIERY WOMAN	5.12 (1)	5.12	5.23	4	
2	DOLLY DOES IT	5.36 (1)	5.25	5.29	4	
3	COTCHIN	5.18 (1)	5.04	5.16	10	
4	JACK THE FIPA		5.22	5.26	3	
5	BONGIOLETTI	5.3 (3)	5.19	5.3	24	
6	CAWBOURNE DAWNIE		5.07	5.17	8	
7	LENARDS BOY					
8	SUMMER WAVE		5.33	5.43	4	
9	WEENY DRYVA		5.3	5.33	2	
10	DAHLHAUS		5.41	5.41	1	

Disclaimer: Tasracing Pty Ltd accepts no responsibility for the completeness or accuracy of any of the information contained herein, and makes no representations about its suitability for any particular purpose. Users should make their own judgements about those matters and/or seek independent advice. You assume all risks associated with use of the data provided on this page.
Copyright Tasracing 2014. Not to be reproduced or distributed without permission.


tasracing
.com.au