









# Launceston Race 1 Distance 1680m

Sunday, 19 July 2020

Gross Time: 2:05.50 MileRate: 2:00.20 LeadTime: 5.60s First Qtr: 30.40s Second Qtr: 29.40s Third Qtr: 29.70s Fourth Qtr: 30.40s

No Horse	Plc	Margin	Time	800Time(W)	400Time(W)	First100m	Finish Position and metres gained from 800m
7 STORMY S	1	0.0m	2:05.50	58.28s (1)	28.99s (2)	8.18s	 +24.4
3 LONGFELLOW	2	0.4m	2:05.53	59.10s (1)	29.63s (2)	7.29s	 +13.4
6 INDIANNA S	3	1.1m	2:05.59	58.78s (1)	29.32s (1)	8.19s	 +17.7
8 AGOUDA RULER	4	2.5m	2:05.70	60.05s (1)	30.59s (1)	7.76s	 +0.7
2 INSULTING	5	6.5m	2:06.02	60.59s (0)	30.86s (0)	7.20s	 -6.5
5 RESURGENT REBEL	6	8.1m	2:06.14	60.03s (1)	30.45s (1)	7.23s	 +0.9
1 KRISTAL	7	12.4m	2:06.49	60.58s (0)	30.66s (0)	7.47s	 -6.4
4 RAGSTORICHES	8	70.4m	2:11.10	64.09s (0)	32.92s (0)	7.70s	 -53.4



Sectionals  
Powered by



Home of Australian Harness Sectionals

Get your sectionals delivered to your inbox daily

Check out [www.pjdata.com.au](http://www.pjdata.com.au)













Tasracing Pty Ltd and P J Data accepts no responsibility for the completeness or accuracy of any of the information contained herein, and makes no representations about its suitability for any particular purpose. Users should make their own judgements about those matters and/or seek independent advice. You assume all risks associated with use of the data provided on this page.

# Launceston Race 2 Distance 2200m

Sunday, 19 July 2020

Gross Time: 2:47.50 MileRate: 2:02.50 LeadTime: 43.80s First Qtr: 32.40s Second Qtr: 30.20s Third Qtr: 30.70s Fourth Qtr: 30.40s

No Horse	Plc	Margin	Time	800Time(W)	400Time(W)	First100m	Finish Position and metres gained from 800m
8 SHADY STORY	1	0.0m	2:47.50	60.87s	(1)	30.40s (0) 7.15s	 +3.0
4 HEZA SPORT	2	18.8m	2:49.00	62.21s	(0)	31.14s (1) 6.88s	-14.6 
2 AUNTIE CONNIE	3	22.8m	2:49.31	61.68s	(1)	30.93s (0) 6.75s	-7.6 
6 GAUCI	4	29.6m	2:49.86	62.44s	(2)	32.44s (1) 7.38s	-17.6 
3 NANCYS BABY	5	64.7m	2:52.65	66.01s	(0)	34.73s (0) 6.50s	-65 
5 COVER BOY PRETTY	6	74.0m	2:53.39	66.17s	(1)	34.92s (1) 7.05s	-67 
1 CARIBBEAN HOLME	7	75.8m	2:53.53	66.11s	(0)	34.47s (1) 6.54s	-66.0 
7 EVIE KAY	8	83.0m	2:54.10	66.16s	(2)	35.37s (2) 7.59s	-66.6 
10 STAR OF VOUVRAY	9	#####	2:59.67	71.35s	(0)	39.47s (0) 6.84s	-135. 



Sectionals  
Powered by



Home of Australian Harness Sectionals

Get your sectionals delivered to your inbox daily

Check out [www.pjdata.com.au](http://www.pjdata.com.au)













Tasracing Pty Ltd and P J Data accepts no responsibility for the completeness or accuracy of any of the information contained herein, and makes no representations about its suitability for any particular purpose. Users should make their own judgements about those matters and/or seek independent advice. You assume all risks associated with use of the data provided on this page.

# Launceston Race 3 Distance 1680m

Sunday, 19 July 2020

Gross Time: 2:07.00 MileRate: 2:01.60 LeadTime: 5.40s First Qtr: 31.00s Second Qtr: 31.20s Third Qtr: 28.20s Fourth Qtr: 31.20s

No Horse	Plc	Margin	Time	800Time(W)	400Time(W)	First100m	Finish Position and metres gained from 800m
6 PUNCHINELLO	1	0.0m	2:07.00	59.18s (1)	30.50s (0)	7.10s	 +3.0
11 MY ULTIMATE ROMEO	2	0.8m	2:07.07	58.48s (1)	29.51s (0)	7.67s	 +12.4
2 WEERROOK HARRY	3	4.0m	2:07.33	59.09s (1)	30.22s (0)	7.26s	 +4.2
10 IMA BIRUBI BOY	4	3.7m	2:07.30	59.45s (2)	31.49s (0)	7.29s	 -0.7
7 MY ULTIMATE MAJOR	5	8.7m	2:07.71	58.76s (1)	29.72s (1)	7.93s	 +8.7
3 FRANKIE FALZONI	6	10.3m	2:07.84	59.29s (2)	30.34s (1)	7.51s	 +1.5
12 MACH CHARM	7	12.2m	2:08.00	59.06s (2)	30.22s (2)	7.99s	 +4.6
13 HEIDI GO SEEK	8	14.9m	2:08.22	59.42s (0)	29.77s (1)	8.08s	 -0.3
1 MYSTERY WRITER	9	35.1m	2:09.86	61.65s (0)	30.98s (0)	7.14s	 -30.5
9 GRAPHICS	10	35.6m	2:09.90	61.30s (0)	30.78s (1)	7.52s	 -25.8



Sectionals  
Powered by



Home of Australian Harness Sectionals

Get your sectionals delivered to your inbox daily

Check out [www.pjdata.com.au](http://www.pjdata.com.au)



Tasracing Pty Ltd and P J Data accepts no responsibility for the completeness or accuracy of any of the information contained herein, and makes no representations about its suitability for any particular purpose. Users should make their own judgements about those matters and/or seek independent advice. You assume all risks associated with use of the data provided on this page.

# Launceston Race 4 Distance 1680m

Sunday, 19 July 2020

Gross Time: 2:06.20

MileRate: 2:00.90

LeadTime: 5.30s

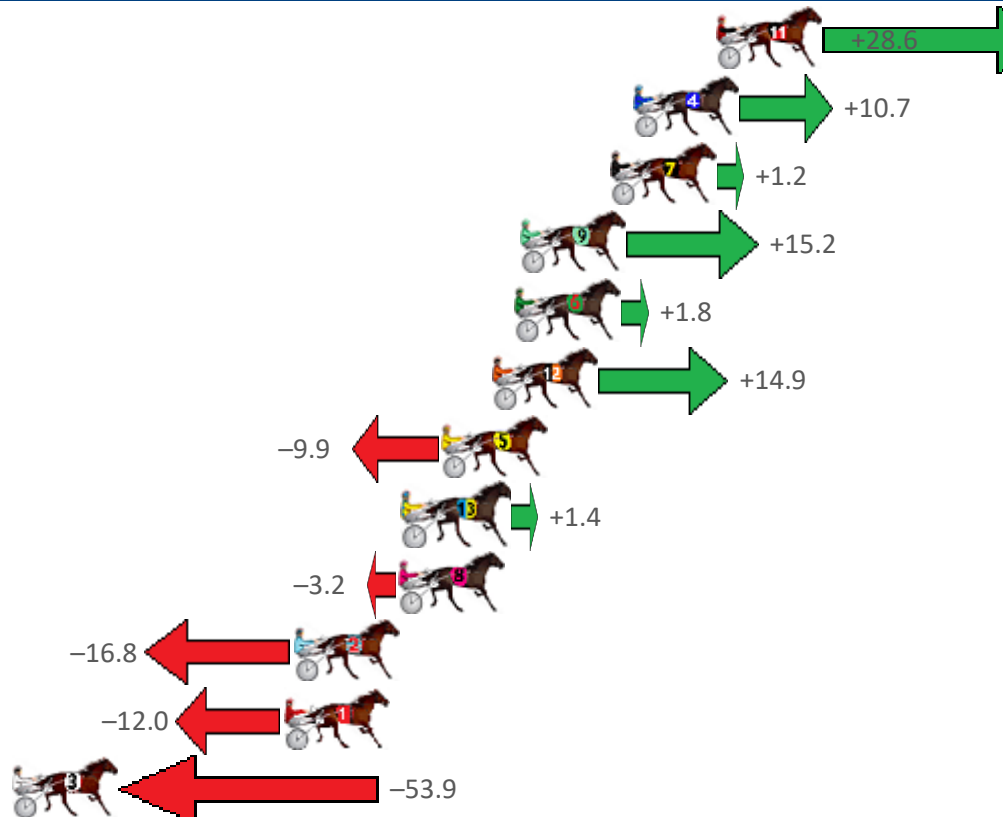
First Qtr: 29.10s

Second Qtr: 31.10s

Third Qtr: 30.50s

Fourth Qtr: 30.20s

No Horse	Plc	Margin	Time	800Time(W)	400Time(W)	First100m	Finish Position and metres gained from 800m
11 DEBT TILL WE PART	1	0.0m	2:06.20	58.54s	(1)	29.82s (2) 7.41s	+28.6
4 WANDARY MUSCAT	2	3.3m	2:06.46	59.89s	(1)	29.73s (2) 6.96s	+10.7
7 BLACK OPS	3	4.2m	2:06.53	60.61s	(1)	30.12s (1) 7.08s	+1.2
9 MOSTLY SPIRIT	4	7.8m	2:06.82	59.55s	(1)	29.67s (3) 7.15s	+15.2
6 GYPSY HUSTLER	5	8.0m	2:06.83	60.56s	(1)	30.06s (1) 7.12s	+1.8
12 JAKES A JOY	6	8.9m	2:06.90	59.58s	(2)	30.87s (2) 7.58s	+14.9
5 YELLOW TAXI	7	10.9m	2:07.06	61.45s	(1)	30.96s (1) 7.23s	-9.9
13 STYLISH TREND	8	12.4m	2:07.18	60.59s	(0)	30.00s (1) 7.66s	+1.4
8 MON POPPY BRONTE	9	12.6m	2:07.20	60.94s	(0)	30.32s (0) 7.36s	-3.2
2 CRACKERJACKS JUDGE	10	16.8m	2:07.53	61.97s	(0)	31.42s (0) 6.85s	-16.8
1 HEAR THE CALL	11	17.2m	2:07.56	61.61s	(0)	31.04s (0) 7.14s	-12.0
3 HEAVENLY ROCK	12	72.3m	2:11.92	64.77s	(1)	34.55s (2) 7.10s	-53.9



Sectionals  
Powered by



Home of Australian Harness Sectionals

Get your sectionals delivered to your inbox daily

Check out [www.pjdata.com.au](http://www.pjdata.com.au)



Tasracing Pty Ltd and P J Data accepts no responsibility for the completeness or accuracy of any of the information contained herein, and makes no representations about its suitability for any particular purpose. Users should make their own judgements about those matters and/or seek independent advice. You assume all risks associated with use of the data provided on this page.

# Launceston Race 5 Distance 2200m

Sunday, 19 July 2020

Gross Time: 2:48.30

MileRate: 2:03.10












LeadTime: 46.10s

First Qtr: 32.00s

Second Qtr: 31.10s

Third Qtr: 29.10s

Fourth Qtr: 30.00s

No Horse	Plc	Margin	Time	800Time(W)	400Time(W)	First100m	Finish Position and metres gained from 800m
8 ALBAYZIN	1	0.0m	2:48.30	58.75s (0)	29.63s (0)	6.64s	 +4.8
1 JOOGLE	2	0.2m	2:48.32	59.11s (0)	30.01s (0)	6.50s	 -0.2
12 VICTORIA PASS	3	1.3m	2:48.40	58.42s (2)	29.37s (2)	7.46s	 +9.3
10 PINK PONDER	4	2.0m	2:48.46	58.56s (0)	29.33s (0)	7.01s	 +7.4
11 HEZA RUMMAGE	5	8.7m	2:48.98	58.64s (1)	29.32s (2)	7.27s	 +6.3
13 OZZIE MAJOR	6	11.7m	2:49.22	58.95s (0)	29.65s (0)	7.51s	 +2.1
6 DENSTOWN	7	12.5m	2:49.28	59.61s (2)	30.57s (1)	7.05s	 -6.9
7 LORD STARK	8	12.7m	2:49.30	58.61s (1)	29.26s (2)	7.32s	 +6.7
9 WAR DAN STAR	9	12.9m	2:49.31	59.37s (1)	29.95s (3)	6.68s	 -3.7
4 MIDAIR MELTDOWN	10	14.4m	2:49.43	58.97s (2)	29.70s (3)	6.79s	 +1.8
3 EMJAYS BLACK CHIP	11	28.2m	2:50.52	60.80s (1)	31.07s (1)	6.68s	 -23.2



Sectionals  
Powered by



Home of Australian Harness Sectionals

Get your sectionals delivered to your inbox daily

Check out [www.pjdata.com.au](http://www.pjdata.com.au)


















Tasracing Pty Ltd and P J Data accepts no responsibility for the completeness or accuracy of any of the information contained herein, and makes no representations about its suitability for any particular purpose. Users should make their own judgements about those matters and/or seek independent advice. You assume all risks associated with use of the data provided on this page.

# Launceston Race 6 Distance 2200m

Sunday, 19 July 2020

Gross Time: 2:52.50 MileRate: 2:06.20 LeadTime: 49.70s First Qtr: 32.90s Second Qtr: 32.00s Third Qtr: 29.00s Fourth Qtr: 28.90s

No Horse	Plc	Margin	Time	800Time(W)	400Time(W)	First100m	Finish Position and metres gained from 800m
5 WATTABOUT SPANGHER	1	0.0m	2:52.50	57.63s (1)	28.80s (1)	10.88s	 +3.8
3 TISU SPIRIT	2	0.8m	2:52.56	57.96s (0)	28.96s (0)	10.00s	 -0.8
9 PROSECUTION WITNESS	3	1.4m	2:52.61	57.42s (1)	28.54s (1)	10.64s	 +6.6
1 NORTH STAR LAD	4	7.7m	2:53.08	57.81s (0)	28.52s (1)	11.24s	 +1.3
6 KARDESLER	5	14.4m	2:53.59	56.98s (1)	28.45s (1)	15.44s	 +12.8
2 BRIAN WHO	6	16.0m	2:53.71	58.07s (0)	28.84s (0)	14.68s	 -2.4
4 ALTANA BLUE	7	16.5m	2:53.75	58.77s (0)	29.30s (0)	10.48s	 -12.1
15 JEANS MATTJESTY	8	17.9m	2:53.86	57.16s (0)	28.30s (1)	11.06s	 +10.3
12 TARLETON RILEY	9	20.7m	2:54.07	57.69s (0)	28.69s (0)	14.26s	 +2.9
13 RUFFALO	10	23.0m	2:54.24	58.59s (1)	29.70s (2)	11.10s	 -9.6
10 WAR CHEST	11	36.6m	2:55.28	58.91s (1)	29.56s (2)	14.38s	 -14.0
14 SOMEDAN	12	58.0m	2:56.90	60.39s (2)	31.98s (3)	13.84s	 -34.6
11 FROSTYFLYER	13	54.8m	2:56.66	60.55s (1)	31.24s (2)	13.84s	 -36.8
7 ROCKNROLL MUSIC	14	#####	3:00.67	64.27s (0)	34.15s (0)	13.92s	 -88.5



Sectionals  
Powered by



Home of Australian Harness Sectionals

Get your sectionals delivered to your inbox daily

Check out [www.pjdata.com.au](http://www.pjdata.com.au)










Tasracing Pty Ltd and P J Data accepts no responsibility for the completeness or accuracy of any of the information contained herein, and makes no representations about its suitability for any particular purpose. Users should make their own judgements about those matters and/or seek independent advice. You assume all risks associated with use of the data provided on this page.

# Launceston Race 7 Distance 2200m

Sunday, 19 July 2020

Gross Time: 2:45.90 MileRate: 2:01.40 LeadTime: 47.10s First Qtr: 31.90s Second Qtr: 30.20s Third Qtr: 29.00s Fourth Qtr: 27.70s

No Horse	Plc	Margin	Time	800Time(W)	400Time(W)	First100m	Finish Position and metres gained from 800m
3 CALL ME HECTOR	1	0.0m	2:45.90	56.70s (0)	27.70s (0)	6.30s	 0.0
6 RYLEY MAJOR	2	1.0m	2:45.97	56.36s (1)	27.60s (1)	7.22s	 +4.8
5 ILLEGAL IMMIGRANT	3	2.2m	2:46.06	56.14s (1)	27.38s (1)	7.04s	 +8.0
1 LOCKAWAY KACIE	4	2.7m	2:46.10	56.59s (0)	27.53s (0)	6.56s	 +1.5
8 NO SPRING SECRETS	5	9.3m	2:46.58	56.75s (0)	27.67s (0)	6.68s	 -0.7
4 STAR CHAMBER	6	12.8m	2:46.83	56.67s (0)	27.84s (2)	6.75s	 +0.4



Sectionals  
Powered by



Home of Australian Harness Sectionals

Get your sectionals delivered to your inbox daily

Check out [www.pjdata.com.au](http://www.pjdata.com.au)













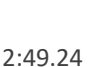

Tasracing Pty Ltd and P J Data accepts no responsibility for the completeness or accuracy of any of the information contained herein, and makes no representations about its suitability for any particular purpose. Users should make their own judgements about those matters and/or seek independent advice. You assume all risks associated with use of the data provided on this page.




# Launceston Race 8 Distance 2200m

Sunday, 19 July 2020

Gross Time: 2:46.40 MileRate: 2:01.70 LeadTime: 45.30s First Qtr: 31.80s Second Qtr: 31.40s Third Qtr: 28.60s Fourth Qtr: 29.30s

No Horse	Plc	Margin	Time	800Time(W)	400Time(W)	First100m	Finish Position and metres gained from 800m
10 LAID BACK KENNY	1	0.0m	2:46.40	57.25s	(2)	28.91s (2) 7.22s	 +9.0
13 KIAVINO STRIDE	2	11.3m	2:47.27	57.40s	(2)	29.00s (3) 7.49s	 +6.9
9 IDEAL KARALTA	3	12.9m	2:47.39	58.50s	(2)	30.21s (2) 6.90s	 -8.3
4 CASTOR TROY	4	15.2m	2:47.57	58.82s	(1)	30.38s (1) 6.80s	 -12.8
2 AMAZING DAISY	5	16.0m	2:47.63	59.05s	(0)	30.47s (0) 6.65s	 -16.0
5 MY CELEBRITY	6	19.0m	2:47.86	57.91s	(1)	29.53s (2) 7.10s	 -0.2
8 ARAKBELL	7	19.5m	2:47.90	58.63s	(0)	29.55s (1) 6.85s	 -10.1
11 ART FRENZY	8	19.8m	2:47.92	58.38s	(2)	29.96s (2) 7.49s	 -6.6
3 THE LEMONDROP KID	9	25.6m	2:48.37	59.15s	(1)	30.65s (1) 6.86s	 -17.4
7 DEVIL OF TYNE	10	27.4m	2:48.51	58.91s	(1)	30.47s (0) 7.41s	 -14.0
1 EYE SEE DOUBLE	11	36.9m	2:49.24	60.18s	(0)	30.73s (0) 6.82s	 -31.7
6 POCKETS OF COURAGE	12	37.0m	2:49.24	58.98s	(0)	29.66s (0) 7.02s	 -15.0



Sectionals  
Powered by



Home of Australian Harness Sectionals

Get your sectionals delivered to your inbox daily

Check out [www.pjdata.com.au](http://www.pjdata.com.au)



Tasracing Pty Ltd and P J Data accepts no responsibility for the completeness or accuracy of any of the information contained herein, and makes no representations about its suitability for any particular purpose. Users should make their own judgements about those matters and/or seek independent advice. You assume all risks associated with use of the data provided on this page.



# Launceston Race 9 Distance 1680m

Sunday, 19 July 2020

Gross Time: 2:04.60

MileRate: 1:59.40











LeadTime: 5.40s

First Qtr: 29.10s

Second Qtr: 28.90s

Third Qtr: 30.30s

Fourth Qtr: 30.90s

No Horse	Plc	Margin	Time	800Time(W)	400Time(W)	First100m	Finish Position and metres gained from 800m
10 FRANKIE BARKER	1	0.0m	2:04.60	59.44s	(2)	29.99s (3) 7.79s	 +23.2
7 CINOCAL JAMANE	2	10.6m	2:05.46	61.00s	(2)	31.47s (2) 7.55s	 +2.6
1 TELMAX NIKITA	3	10.8m	2:05.47	61.44s	(0)	31.50s (1) 7.22s	 -3.2
9 WHERE SMILZEE	4	22.6m	2:06.43	61.50s	(2)	31.82s (2) 7.36s	 -4.0
8 ILLAWONG ACHILLES	5	34.4m	2:07.38	62.78s	(0)	32.81s (0) 7.44s	 -20.8
5 KARALTA NEWS	6	41.3m	2:07.94	62.18s	(1)	32.98s (0) 8.18s	 -12.9
3 ITZUPTOUHARRY	7	41.6m	2:07.96	63.22s	(1)	32.77s (1) 7.45s	 -26.6
2 HYDE PARK	8	42.7m	2:08.05	63.82s	(1)	33.23s (1) 7.15s	 -34.5
6 WALLY WORKER	9	43.4m	2:08.11	64.50s	(0)	34.23s (0) 7.32s	 -43.4
4 CREME DE LA CREME	10	#####	2:13.17	67.03s	(0)	34.82s (0) 8.11s	 -76.6



Sectionals  
Powered by



Home of Australian Harness Sectionals

Get your sectionals delivered to your inbox daily

Check out [www.pjdata.com.au](http://www.pjdata.com.au)











Tasracing Pty Ltd and P J Data accepts no responsibility for the completeness or accuracy of any of the information contained herein, and makes no representations about its suitability for any particular purpose. Users should make their own judgements about those matters and/or seek independent advice. You assume all risks associated with use of the data provided on this page.

# Launceston Race 10 Distance 2200m

Sunday, 19 July 2020

Gross Time: 2:51.50 MileRate: 2:04.90 LeadTime: 49.20s First Qtr: 31.00s Second Qtr: 30.20s Third Qtr: 29.80s Fourth Qtr: 31.30s

No Horse	Plc	Margin	Time	800Time(W)	400Time(W)	First100m	Finish Position and metres gained from 800m
2 ARMCHAIR DRIVE	1	0.0m	2:51.50	61.10s (0)	31.30s (0)	9.85s	 0.0
7 MAORISFAVOURITESUN	2	2.4m	2:51.70	61.01s (1)	31.38s (1)	12.13s	 +1.2
5 ONE YANKEE GINGA	3	4.6m	2:51.88	61.13s (0)	31.24s (0)	9.50s	 -0.4
6 SUNOFLINDENNY	4	4.8m	2:51.89	60.74s (1)	31.22s (1)	11.67s	 +4.8
4 MAJESTIC ESS JAY	5	10.2m	2:52.33	60.75s (0)	31.14s (1)	11.54s	 +4.6
1 ATEGO TITAN	6	20.0m	2:53.14	61.53s (1)	31.46s (0)	12.20s	 -5.6
3 ALL THE WAY MAE	7	#####	3:00.75	68.90s (0)	36.37s (0)	10.93s	 -102.



Sectionals  
Powered by



Home of Australian Harness Sectionals

Get your sectionals delivered to your inbox daily

Check out [www.pjdata.com.au](http://www.pjdata.com.au)



Tasracing Pty Ltd and P J Data accepts no responsibility for the completeness or accuracy of any of the information contained herein, and makes no representations about its suitability for any particular purpose. Users should make their own judgements about those matters and/or seek independent advice. You assume all risks associated with use of the data provided on this page.