

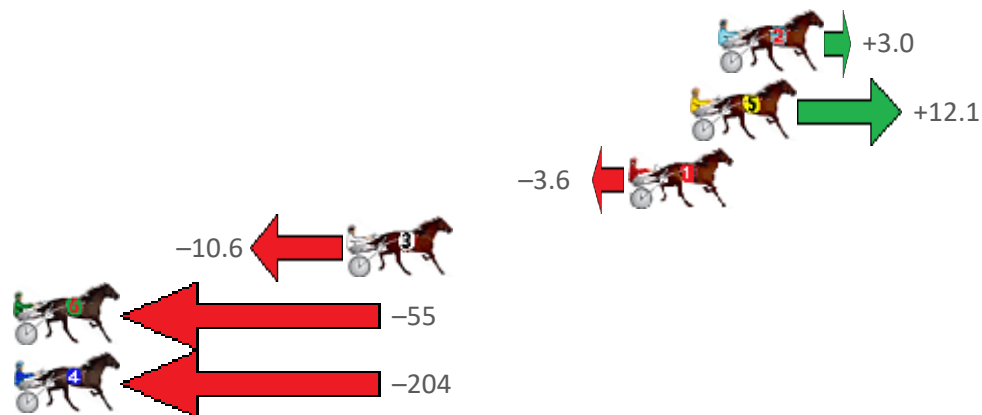
Hobart Race 1 Distance 1609m

Saturday, 3 September 2022

Gross Time: 1:59.90 MileRate: 1:59.90 LeadTime: 0.00s First Qtr: 29.60s Second Qtr: 33.20s Third Qtr: 28.20s Fourth Qtr: 29.00s

No Horse	Plc	Mar	800 Posi	400 Posi	Time	3rd Qtr	4th Qtr
2 NYACK	1	0.0m	3.0m (1)	0.2m (1)	1:59.90	28.00s	28.99s
5 DUKES CHOICE	2	1.1m	13.2m (1)	14.8m (0)	1:59.98	28.33s	28.01s
1 HERES HENRY	3	3.6m	0.0m (0)	0.0m (0)	2:00.17	28.20s	29.26s
3 BOLT YOUR SOCKS O	4	14.8m	4.2m (0)	7.0m (1)	2:01.03	28.39s	29.56s
6 KARALTA ARTEMIS	5	114.9m	60.0m (0)	60.0m (0)	2:08.64	28.15s	32.96s
4 BLINGS ON FIRE	6	211.8m	8.2m (1)	80.0m (0)	2:16.02	33.17s	38.50s

Finish Position and metres gained from 800m





Home of PJ Harness Analyser

Want to know how successful PJ Harness Analyser is?
Click here for regular updates

www.pjdata.com.au
admin@pjdata.com.au
www.facebook.com/PJHarnessRacing



RISE Digital, Harness Racing Australia nor the provider accepts any responsibility for the completeness or accuracy of any of the information contained herein, and makes no representations about its suitability for any particular purpose. Users should make their own judgements about those matters and/or seek independent advice. You assume all risks associated with use of data provided on this page

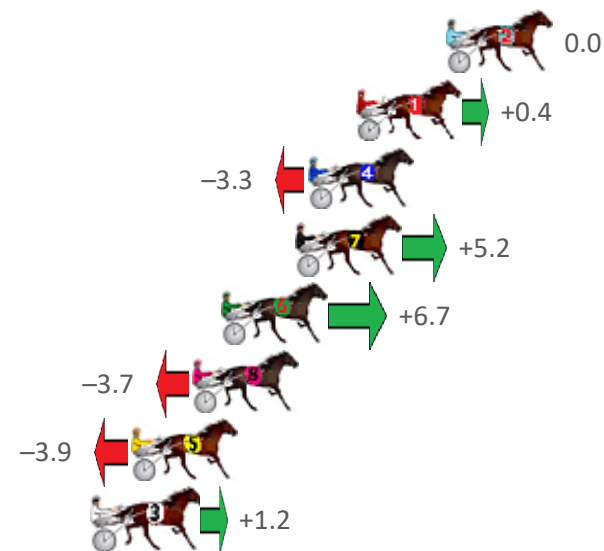
Hobart Race 2 Distance 1609m

Saturday, 3 September 2022

Gross Time: 2:00.50 MileRate: 2:00.50 LeadTime: 0.00s First Qtr: 29.10s Second Qtr: 32.60s Third Qtr: 30.20s Fourth Qtr: 28.60s

No Horse	Plc	Mar	800 Posi	400 Posi	Time	3rd Qtr	4th Qtr
2 IYLAC PAKARIA	1	0.0m	0.0m (0)	0.0m (0)	2:00.50	30.20s	28.60s
1 SCARLET PLACE	2	3.6m	4.0m (0)	4.6m (0)	2:00.77	30.24s	28.53s
4 JULEPE SANZ	3	5.5m	2.2m (1)	2.2m (1)	2:00.91	30.21s	28.83s
7 CEE TEE CHELSEA	4	6.0m	11.2m (1)	7.6m (2)	2:00.95	29.93s	28.49s
6 REELY NAUTI	5	8.9m	15.6m (1)	5.4m (3)	2:01.17	29.46s	28.85s
8 CHASIN FRANKIE	6	10.1m	6.4m (1)	6.6m (1)	2:01.26	30.22s	28.85s
5 MAJOR IDEAL	7	12.5m	8.6m (0)	10.8m (0)	2:01.44	30.36s	28.72s
3 AREYAWATCHINGTH	8	14.0m	15.2m (0)	15.4m (1)	2:01.55	30.21s	28.50s

Finish Position and metres gained from 800m





Home of PJ Harness Analyser

Want to know how successful PJ Harness Analyser is?
Click here for regular updates

www.pjdata.com.au
admin@pjdata.com.au
www.facebook.com/PJHarnessRacing



RISE Digital, Harness Racing Australia nor the provider accepts any responsibility for the completeness or accuracy of any of the information contained herein, and makes no representations about its suitability for any particular purpose. Users should make their own judgements about those matters and/or seek independent advice. You assume all risks associated with use of data provided on this page


Hobart Race 3 Distance 2090m

Saturday, 3 September 2022

Gross Time: 2:36.40 MileRate: 2:00.40 LeadTime: 36.00s First Qtr: 30.40s Second Qtr: 31.00s Third Qtr: 29.30s Fourth Qtr: 29.70s

No Horse	Plc	Mar	800 Posi	400 Posi	Time	3rd Qtr	4th Qtr
3 MIA RAGAZZA	1	0.0m	25.8m (1)	17.0m (2)	2:36.40	28.66s	28.44s
4 MURRY	2	9.4m	2.8m (1)	0.0m (1)	2:37.13	29.09s	30.39s
13 SOMEDAN	3	10.8m	21.2m (1)	13.0m (3)	2:37.24	28.70s	29.54s
1 IFBUTZANDMAYBES	4	12.5m	4.6m (0)	5.2m (1)	2:37.37	29.34s	30.24s
8 SEAL THE DESTINY	5	12.7m	9.0m (0)	9.4m (1)	2:37.39	29.33s	29.94s
7 DAPPER	6	15.4m	19.2m (0)	13.6m (1)	2:37.60	28.89s	29.83s
2 VIGOROSO	7	16.0m	8.0m (1)	3.2m (2)	2:37.65	28.94s	30.65s
11 ONE OFF	8	18.5m	14.0m (0)	10.6m (0)	2:37.84	29.05s	30.28s
12 GUIDO DA SIENA	9	18.6m	16.8m (1)	8.8m (3)	2:37.85	28.71s	30.42s
9 MIDNIGHT CALM	10	19.9m	12.4m (1)	8.0m (2)	2:37.95	28.97s	30.58s
10 VELOCITY STRIDE	11	20.2m	0.0m (0)	1.0m (0)	2:37.97	29.36s	31.12s
6 PROFICIENT	12	22.5m	23.2m (0)	18.2m (0)	2:38.15	28.93s	30.02s

Finish Position and metres gained from 800m





Home of PJ Harness Analyser

Want to know how successful PJ Harness Analyser is?
Click here for regular updates

www.pjdata.com.au
admin@pjdata.com.au
www.facebook.com/PJHarnessRacing



RISE Digital, Harness Racing Australia nor the provider accepts any responsibility for the completeness or accuracy of any of the information contained herein, and makes no representations about its suitability for any particular purpose. Users should make their own judgements about those matters and/or seek independent advice. You assume all risks associated with use of data provided on this page

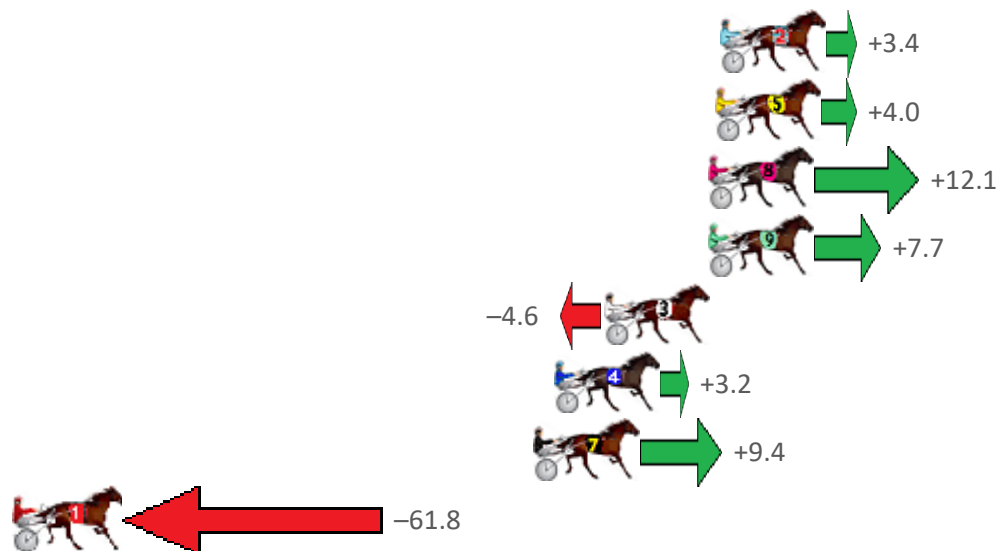
Hobart Race 4 Distance 2090m

Saturday, 3 September 2022

Gross Time: 2:35.20 MileRate: 1:59.50 LeadTime: 35.50s First Qtr: 30.90s Second Qtr: 30.60s Third Qtr: 28.30s Fourth Qtr: 29.90s

No Horse	Plc	Mar	800 Posi	400 Posi	Time	3rd Qtr	4th Qtr
2 MAGICIAN	1	0.0m	3.4m (1)	1.0m (1)	2:35.20	28.13s	29.83s
5 MAYLEEJAE EAGLE	2	0.2m	4.2m (0)	4.8m (0)	2:35.22	28.35s	29.56s
8 NERO STRIDE	3	0.5m	12.6m (1)	9.8m (1)	2:35.24	28.12s	29.21s
9 IDEAL PACE	4	0.5m	8.2m (1)	5.6m (1)	2:35.24	28.12s	29.52s
3 ALL FOR DAVE	5	4.6m	0.0m (0)	0.0m (0)	2:35.56	28.29s	30.24s
4 GOING GREAT GUNS	6	6.6m	9.8m (0)	10.0m (0)	2:35.72	28.32s	29.65s
7 MUCHO MOVER	7	7.4m	16.8m (1)	15.0m (2)	2:35.78	28.18s	29.34s
1 ROCKNROLL WIZARD	8	126.8m	65.0m (0)	65.0m (0)	2:45.13	28.18s	34.49s

Finish Position and metres gained from 800m





Home of PJ Harness Analyser

Want to know how successful PJ Harness Analyser is?
Click here for regular updates

www.pjdata.com.au
admin@pjdata.com.au
www.facebook.com/PJHarnessRacing



RISE Digital, Harness Racing Australia nor the provider accepts any responsibility for the completeness or accuracy of any of the information contained herein, and makes no representations about its suitability for any particular purpose. Users should make their own judgements about those matters and/or seek independent advice. You assume all risks associated with use of data provided on this page

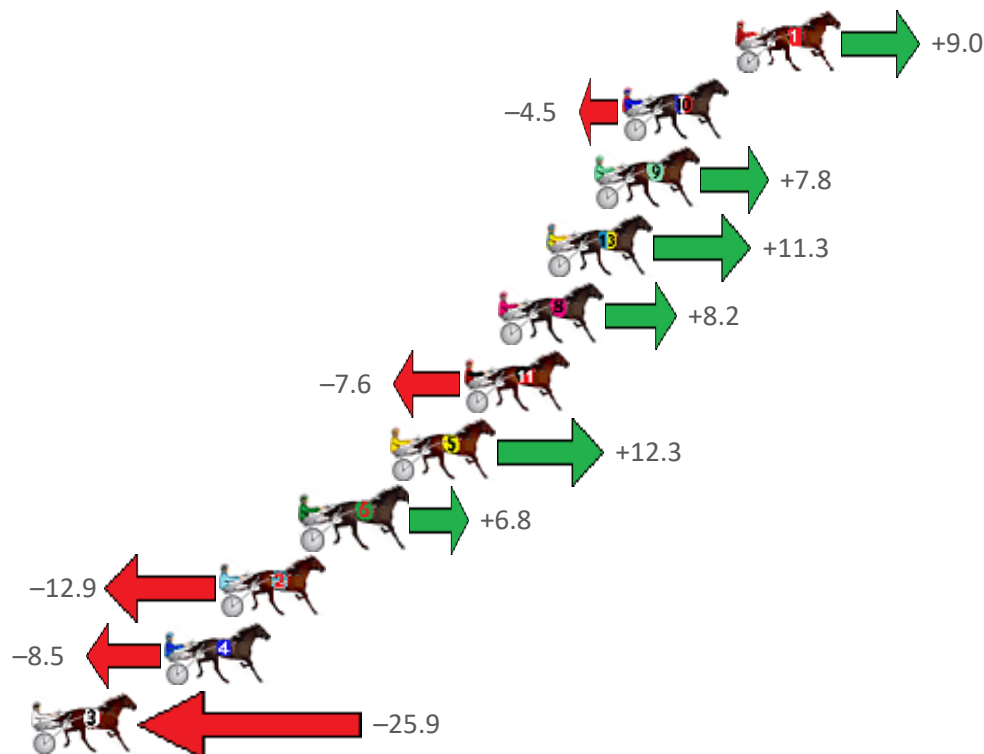
Hobart Race 5 Distance 2090m

Saturday, 3 September 2022

Gross Time: 2:36.10 MileRate: 2:00.20 LeadTime: 36.30s First Qtr: 30.00s Second Qtr: 29.60s Third Qtr: 30.20s Fourth Qtr: 30.00s

No Horse	Plc	Mar	800 Posi	400 Posi	Time	3rd Qtr	4th Qtr
1 WHEY BETTER	1	0.0m	9.0m (0)	7.8m (2)	2:36.10	30.11s	29.42s
10 IDEN BOUTIQUE	2	4.5m	0.0m (0)	0.0m (0)	2:36.45	30.20s	30.34s
9 SPORTS ILLUSTRATO	3	5.6m	13.4m (0)	8.2m (1)	2:36.54	29.81s	29.81s
13 IMPULZE	4	7.5m	18.8m (1)	7.6m (3)	2:36.69	29.36s	29.99s
8 HEZ A FAKE	5	9.4m	17.6m (0)	14.6m (1)	2:36.84	29.97s	29.61s
11 STREZLECKI WATUSI	6	10.8m	3.2m (1)	2.0m (1)	2:36.95	30.11s	30.66s
5 SWEET AMOUR	7	13.7m	26.0m (0)	14.4m (0)	2:37.18	29.33s	29.95s
6 HURRICANE ROCK	8	17.2m	24.0m (1)	13.8m (3)	2:37.45	29.44s	30.25s
2 ROYAL REACTOR	9	20.5m	7.6m (1)	3.4m (2)	2:37.71	29.89s	31.28s
4 MISS BARTY	10	22.7m	14.2m (1)	12.0m (2)	2:37.88	30.04s	30.80s
3 BALDASARRE	11	30.1m	4.2m (0)	7.4m (0)	2:38.47	30.45s	31.69s

Finish Position and metres gained from 800m





Home of PJ Harness Analyser

Want to know how successful PJ Harness Analyser is?
Click here for regular updates

www.pjdata.com.au
admin@pjdata.com.au
www.facebook.com/PJHarnessRacing



RISE Digital, Harness Racing Australia nor the provider accepts any responsibility for the completeness or accuracy of any of the information contained herein, and makes no representations about its suitability for any particular purpose. Users should make their own judgements about those matters and/or seek independent advice. You assume all risks associated with use of data provided on this page

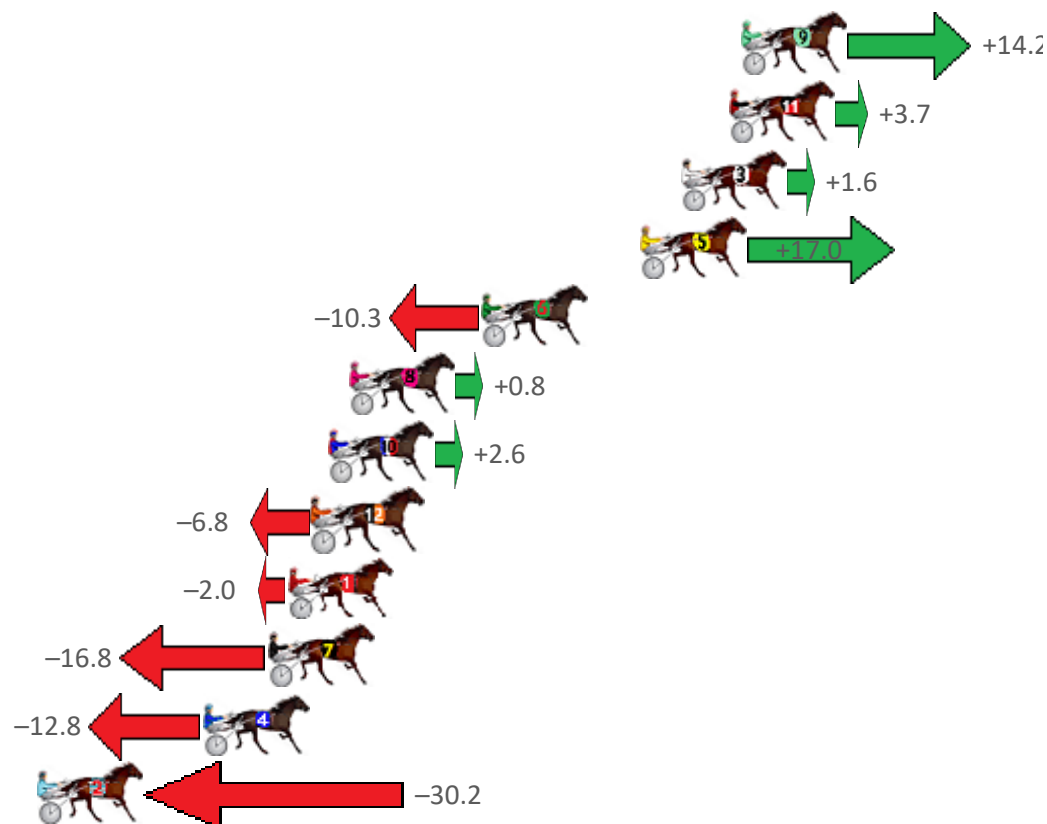
Hobart Race 6 Distance 2579m

Saturday, 3 September 2022

Gross Time: 3:14.00 MileRate: 2:01.00 LeadTime: 75.70s First Qtr: 31.40s Second Qtr: 29.50s Third Qtr: 27.30s Fourth Qtr: 30.10s

No Horse	Plc	Mar	800 Posi	400 Posi	Time	3rd Qtr	4th Qtr
9 IZAHA	1	0.0m	14.2m (2)	12.4m (1)	3:14.00	27.21s	29.17s
11 HARJEET	2	0.5m	4.2m (2)	0.0m (1)	3:14.04	27.00s	30.14s
3 AHA REACTION	3	2.4m	4.0m (0)	5.4m (1)	3:14.19	27.41s	29.88s
5 YOUNG ROOSTER	4	4.0m	21.0m (1)	23.0m (1)	3:14.32	27.51s	28.68s
6 BE MAJOR THREAT	5	10.3m	0.0m (0)	1.2m (0)	3:14.81	27.35s	30.78s
8 SUNNY SANZ	6	15.6m	16.4m (1)	14.4m (3)	3:15.23	27.15s	30.19s
10 CALL ME HECTOR	7	16.4m	19.0m (2)	25.0m (2)	3:15.29	27.76s	29.46s
12 THE SHALLOWS	8	17.0m	10.2m (2)	9.2m (3)	3:15.34	27.20s	30.68s
1 OUR BALOU	9	18.0m	16.0m (0)	27.8m (1)	3:15.42	28.18s	29.37s
7 DIAMONDS N CASH	10	18.8m	2.0m (1)	8.0m (2)	3:15.48	27.69s	30.91s
4 VINNY CHASE	11	21.4m	8.6m (1)	17.8m (0)	3:15.69	27.94s	30.37s
2 EUREKA	12	41.2m	11.0m (0)	23.4m (0)	3:17.25	28.12s	31.43s

Finish Position and metres gained from 800m





Home of PJ Harness Analyser

Want to know how successful PJ Harness Analyser is?
Click here for regular updates

www.pjdata.com.au
admin@pjdata.com.au
www.facebook.com/PJHarnessRacing



RISE Digital, Harness Racing Australia nor the provider accepts any responsibility for the completeness or accuracy of any of the information contained herein, and makes no representations about its suitability for any particular purpose. Users should make their own judgements about those matters and/or seek independent advice. You assume all risks associated with use of data provided on this page

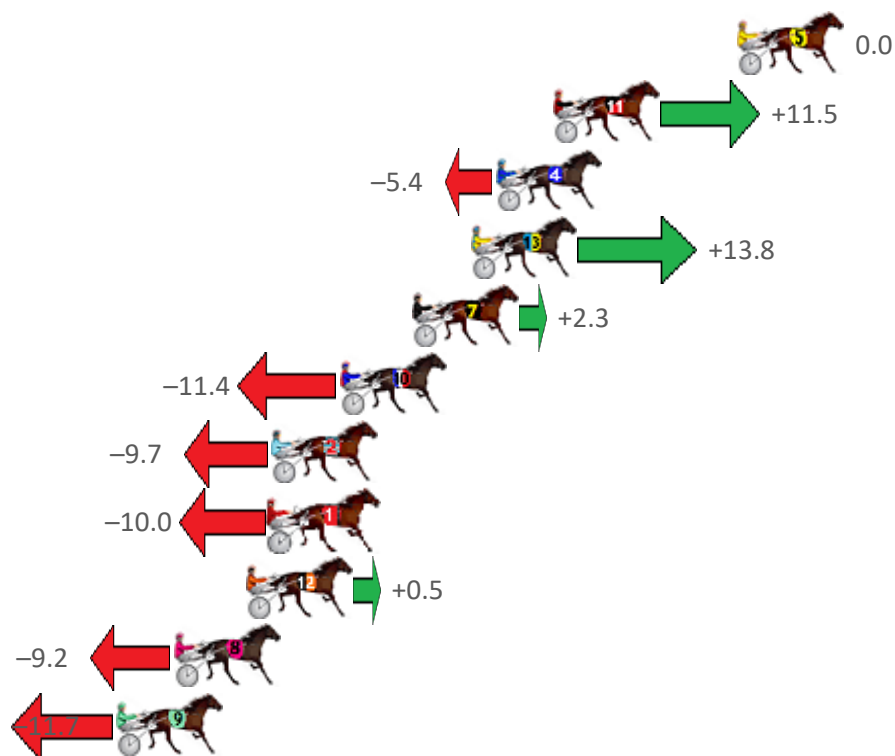
Hobart Race 7 Distance 2090m

Saturday, 3 September 2022

Gross Time: 2:36.90 MileRate: 2:00.80 LeadTime: 36.40s First Qtr: 31.40s Second Qtr: 30.70s Third Qtr: 29.70s Fourth Qtr: 28.70s

No Horse	Plc	Mar	800 Posi	400 Posi	Time	3rd Qtr	4th Qtr
5 ALTA CASSINO	1	0.0m	0.0m (0)	0.0m (0)	2:36.90	29.70s	28.70s
11 BRIDWOOD BELLA	2	7.3m	18.8m (1)	16.0m (1)	2:37.45	29.49s	28.08s
4 GORDIEVSKY LEIS	3	9.6m	4.2m (0)	5.2m (0)	2:37.62	29.78s	29.01s
13 LANCELOT	4	10.6m	24.4m (2)	14.6m (2)	2:37.70	28.98s	28.41s
7 LALASA	5	12.9m	15.2m (2)	5.2m (2)	2:37.87	28.98s	29.25s
10 JAWBREAKER	6	15.8m	4.4m (1)	1.8m (1)	2:38.09	29.53s	29.70s
2 MOZASU	7	18.5m	8.8m (1)	6.4m (1)	2:38.29	29.54s	29.56s
1 SOUTHSORE	8	18.6m	8.6m (0)	10.6m (0)	2:38.30	29.86s	29.27s
12 IFITSTOBEITSUPTOM	9	19.5m	20.0m (2)	10.0m (2)	2:38.37	28.99s	29.38s
8 JACK JAMES	10	22.4m	13.2m (0)	15.0m (0)	2:38.59	29.84s	29.23s
9 FORGOT THE WALLE	11	24.7m	13.0m (1)	11.4m (1)	2:38.76	29.60s	29.65s

Finish Position and metres gained from 800m





Home of PJ Harness Analyser

Want to know how successful PJ Harness Analyser is?
Click here for regular updates

www.pjdata.com.au
admin@pjdata.com.au
www.facebook.com/PJHarnessRacing



RISE Digital, Harness Racing Australia nor the provider accepts any responsibility for the completeness or accuracy of any of the information contained herein, and makes no representations about its suitability for any particular purpose. Users should make their own judgements about those matters and/or seek independent advice. You assume all risks associated with use of data provided on this page

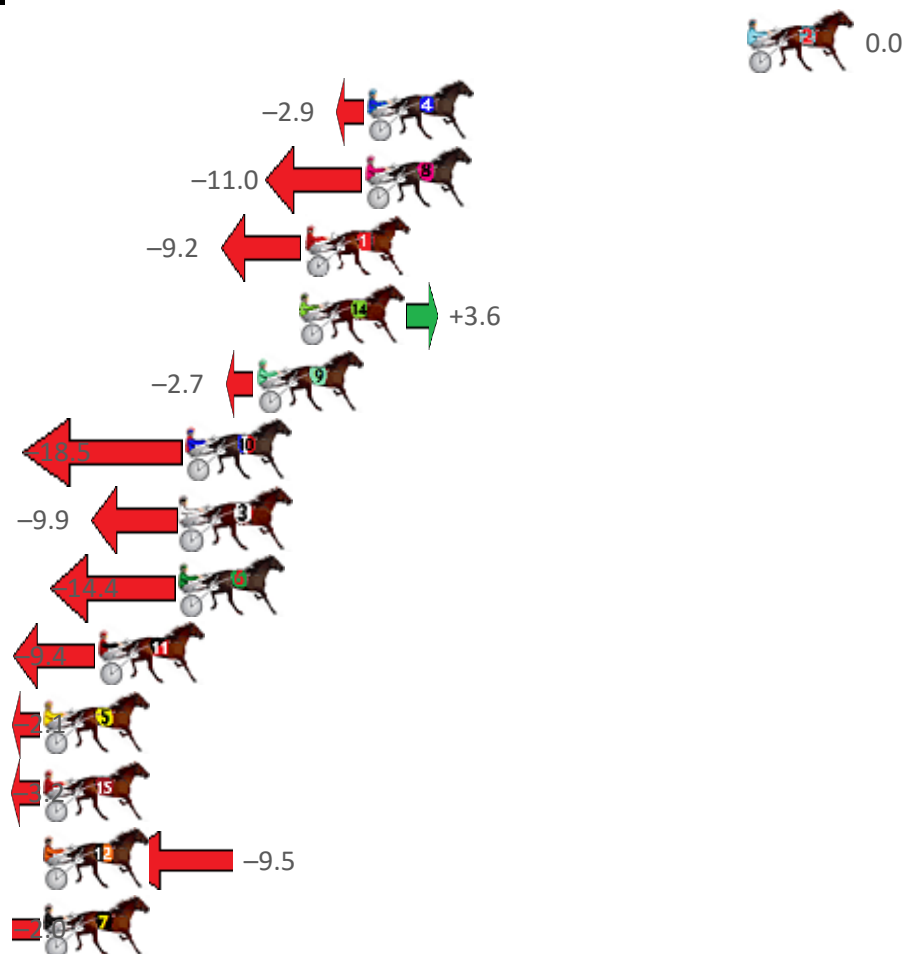
Hobart Race 8 Distance 2090m

Saturday, 3 September 2022

Gross Time: 2:39.70 MileRate: 2:03.00 LeadTime: 38.80s First Qtr: 32.10s Second Qtr: 31.60s Third Qtr: 29.30s Fourth Qtr: 27.90s

No Horse	Plc	Mar	800 Posi	400 Posi	Time	3rd Qtr	4th Qtr
2 MELNROWLEY	1	0.0m	0.0m (0)	0.0m (0)	2:39.70	29.30s	27.90s
4 NO NUKES SKIPPER	2	15.1m	12.2m (1)	9.8m (2)	2:40.81	29.14s	28.27s
8 ONEOFTHELADS	3	15.2m	4.2m (0)	5.0m (0)	2:40.82	29.37s	28.61s
1 KIAVINO STRIDE	4	17.6m	8.4m (0)	9.2m (0)	2:40.99	29.37s	28.48s
14 COLBY SANZ	5	17.8m	21.4m (1)	10.4m (3)	2:41.01	28.53s	28.41s
9 BEAST MODE	6	19.5m	16.8m (0)	18.2m (0)	2:41.13	29.40s	27.99s
10 COOL SCOOTER	7	22.3m	3.8m (1)	3.2m (1)	2:41.34	29.29s	29.22s
3 JACKSON NEPTUNE	8	22.5m	12.6m (0)	13.6m (1)	2:41.35	29.39s	28.52s
6 EMJAYS BLACK CHIP	9	22.6m	8.2m (1)	8.0m (1)	2:41.36	29.31s	28.91s
11 LIFE OF BRIAN	10	25.8m	16.4m (1)	14.6m (2)	2:41.59	29.19s	28.68s
5 STREETSIDE CLASSIC	11	28.5m	26.4m (0)	23.4m (0)	2:41.79	29.10s	28.25s
15 WHERE YA BIN	12	29.6m	26.4m (1)	15.6m (3)	2:41.87	28.56s	28.87s
12 BEE SEVENTEEN	13	30.7m	21.2m (0)	19.4m (1)	2:41.95	29.19s	28.68s
7 SHARMEY	14	33.2m	31.2m (2)	20.6m (3)	2:42.14	28.57s	28.77s

Finish Position and metres gained from 800m





Home of PJ Harness Analyser

Want to know how successful PJ Harness Analyser is?
Click here for regular updates

www.pjdata.com.au
admin@pjdata.com.au
www.facebook.com/PJHarnessRacing



RISE Digital, Harness Racing Australia nor the provider accepts any responsibility for the completeness or accuracy of any of the information contained herein, and makes no representations about its suitability for any particular purpose. Users should make their own judgements about those matters and/or seek independent advice. You assume all risks associated with use of data provided on this page

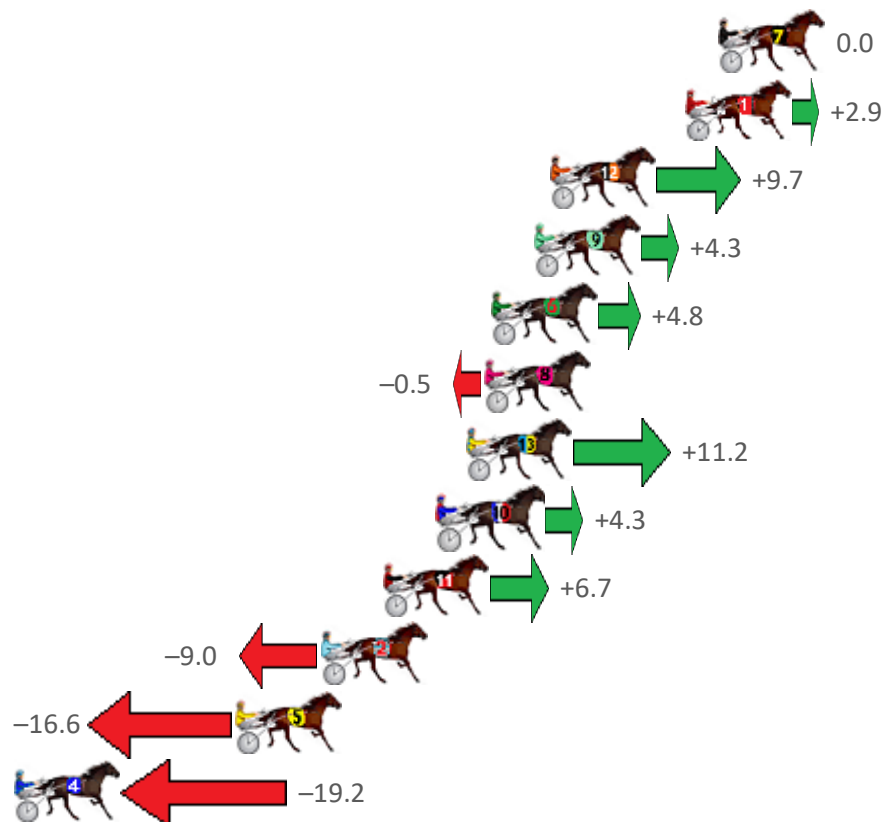
Hobart Race 9 Distance 2090m

Saturday, 3 September 2022

Gross Time: 2:37.70 MileRate: 2:01.40 LeadTime: 36.30s First Qtr: 32.90s Second Qtr: 31.10s Third Qtr: 29.10s Fourth Qtr: 28.30s

No Horse	Plc	Mar	800 Posi	400 Posi	Time	3rd Qtr	4th Qtr
7 IYLAC BEACH	1	0.0m	0.0m (0)	0.0m (0)	2:37.70	29.10s	28.30s
1 CASTLE RETREAT	2	1.3m	4.2m (0)	4.0m (0)	2:37.80	29.08s	28.11s
12 BUSTER WILLIAM	3	6.7m	16.4m (2)	7.4m (3)	2:38.20	28.46s	28.25s
9 KUZMA	4	7.3m	11.6m (2)	4.0m (2)	2:38.24	28.56s	28.53s
6 HEZ RAZOR SHARP	5	9.0m	13.8m (0)	13.8m (0)	2:38.37	29.10s	27.96s
8 THE DEMOCRAT	6	9.3m	8.8m (0)	8.8m (0)	2:38.39	29.10s	28.34s
13 BETTER AMOUR	7	10.0m	21.2m (2)	14.0m (3)	2:38.44	28.58s	28.02s
10 DEADLY ASSASSIN	8	11.1m	15.4m (1)	8.8m (2)	2:38.53	28.63s	28.46s
11 ROCK ON PLAYBOY	9	13.3m	20.0m (1)	13.4m (2)	2:38.69	28.63s	28.29s
2 EQUITY STRIDE	10	15.8m	6.8m (1)	8.4m (1)	2:38.87	29.22s	28.82s
5 KENYA	11	19.2m	2.6m (1)	4.2m (1)	2:39.13	29.23s	29.36s
4 CHEDDAR VALLEY	12	37.0m	17.8m (0)	18.8m (0)	2:40.45	29.19s	29.58s

Finish Position and metres gained from 800m





Home of PJ Harness Analyser

Want to know how successful PJ Harness Analyser is?
Click here for regular updates

www.pjdata.com.au
admin@pjdata.com.au
www.facebook.com/PJHarnessRacing



RISE Digital, Harness Racing Australia nor the provider accepts any responsibility for the completeness or accuracy of any of the information contained herein, and makes no representations about its suitability for any particular purpose. Users should make their own judgements about those matters and/or seek independent advice. You assume all risks associated with use of data provided on this page

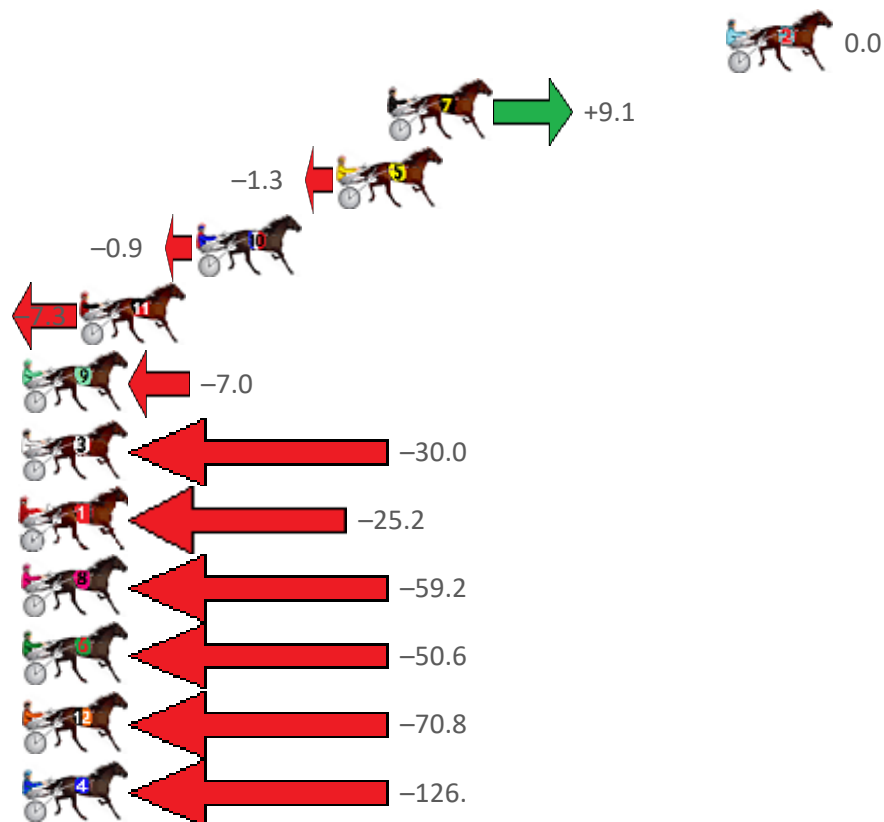
Hobart Race 10 Distance 2090m

Saturday, 3 September 2022

Gross Time: 2:37.00 MileRate: 2:00.90 LeadTime: 35.40s First Qtr: 31.00s Second Qtr: 31.50s Third Qtr: 30.10s Fourth Qtr: 29.00s

No Horse	Plc	Mar	800 Posi	400 Posi	Time	3rd Qtr	4th Qtr
2 BABY YOU A SONG	1	0.0m	0.0m (0)	0.0m (0)	2:37.00	30.10s	29.00s
7 LORIMERTYRRELL	2	13.5m	22.6m (1)	8.0m (2)	2:38.03	29.03s	29.40s
5 VIVID STRIDE	3	15.5m	14.2m (1)	8.0m (1)	2:38.18	29.65s	29.54s
10 SHEZLIKEROYALTY	4	21.1m	20.2m (0)	21.8m (0)	2:38.61	30.22s	28.95s
11 SAFE JEWELS	5	25.7m	18.4m (1)	18.4m (1)	2:38.96	30.11s	29.53s
9 WRITTEN IN SILK	6	33.6m	26.6m (1)	17.6m (2)	2:39.56	29.46s	30.15s
3 RESURGENT REBEL	7	35.6m	5.6m (0)	6.2m (0)	2:39.71	30.18s	31.12s
1 DREAMS ARE BETTO	8	36.6m	11.4m (0)	13.4m (0)	2:39.79	30.28s	30.67s
8 MISS TYLER	9	75.0m	15.8m (0)	17.8m (0)	2:42.71	30.33s	33.12s
6 STUNIN MAGIC	10	75.0m	24.4m (0)	26.2m (0)	2:42.71	30.30s	32.52s
12 SAFE UNDER FIRE	11	100.0m	29.2m (0)	28.2m (2)	2:44.61	30.12s	34.18s
4 COVERED KYLIE	12	136.5m	10.0m (1)	24.2m (1)	2:47.39	31.30s	37.10s

Finish Position and metres gained from 800m





Home of PJ Harness Analyser

Want to know how successful PJ Harness Analyser is?
Click here for regular updates

www.pjdata.com.au
admin@pjdata.com.au
www.facebook.com/PJHarnessRacing



RISE Digital, Harness Racing Australia nor the provider accepts any responsibility for the completeness or accuracy of any of the information contained herein, and makes no representations about its suitability for any particular purpose. Users should make their own judgements about those matters and/or seek independent advice. You assume all risks associated with use of data provided on this page